



# **Analysis of Trade**

**For the year 2003 compared  
to the year 2002**

## **FOREWORD**

The Statistical Department is pleased to bring out this Analysis of Trade.

The purpose of this publication is to keep the Researchers, Government Departments and Policy maker abreast with the most recent trade trends. This publication gives synopsis of the trading activities of St.Lucia with the rest of the world on a yearly basis. It also examines goods traded by broad economic category with the rest of the world.

Notification of errors and / or suggestions for improvement of future publications will be appreciated.

**DIRECTOR OF STATISTICS**

## **EXPLANATORY NOTES AND DEFINITIONS**

**Source:** The Statistics published in this report are primarily obtained from the Customs Warrants submitted to the Customs and Excise Department on the Importation and Exportation of Goods. These Warrants are coded and batched in the Trade Section of the Statistics Department before being processed by the same Department. This report is then prepared from the computer printout.

**Period Covered:** This report covers all documents relating to Trade brought into account during the Calendar Year, January - December, 2003.

**Trade Classification:** The classification of goods is based on the Standard International Trade Classification (SITC) Revised 3 issued by the United Nations Economic and Social Council. This system of classification has been in operation from April 1991 and replaces the second Revision, which came into effect in January 1981.

**System of Trade:** The “Special Trade” is the system of coverage in this report i.e.

(a) Imports represent the total of all imports cleared by the Customs for the local economy, and exclude all imports remaining under the control of the Customs Authority in Bonded Warehouses.

(b) Exports represent the exports of all Domestic Produce and the Re-export<sup>1</sup> of imported goods which have previously been cleared from Customs control for the local economy. Imported goods which are re-exported directly from bonded warehouses are excluded.

**Values:** All values are shown in Eastern Caribbean Dollars (EC\$). Imports are valued c.i.f. , i.e. the value, insurance, freight and incidental charges up to the time of delivery at the port.

Exports are valued f.o.b., i.e. the value includes charges up to the time of delivery on board the exporting vessel or aircraft.

---

<sup>1</sup> Goods brought into the country for temporary use, with the intention to be returned or exported back to the country of origin.

## TABLE OF CONTENTS

Foreword		i
Explanatory Notes and Definitions		ii
<b><u>IMPORTS</u></b>		
Review of Imports	Comparison of Imports for 2003 with 2002.	1
Table 1	Comparison of Imports for 2003 with 2002 according to Section.	2
Chart 1	Comparison of Imports for 2003 with 2002 according to Section.	3
Table 2	Comparison of Imports for 2003 with 2002 with major trading partners.	4
Chart 2	Comparison of Imports for 2003 with 2002 with major trading partners.	4
<b><u>EXPORTS</u></b>		
Review of Exports	Comparison of Exports (Domestic Exports) for 2003 with 2002.	5
Table 3	Comparison of Exports (Domestic Exports) for 2003 with 2002 according to S.I.T.C Section.	6
Chart 3	Comparison of Exports (Domestic Exports) for 2003 with 2002 according to S.I.T.C Section.	7
Table 4	Comparison of (Domestic Exports) for 2002 - 2003 with major trading partners.	8
Chart 4	Comparison of (Domestic Exports) for 2002 - 2003 with major trading partners.	8
Table 5	Value of Imports, Domestic Exports and Total Export analysis by Principal partners and S.I.T.C Section, 2002.	9-32
Table 6	Value of Imports, Domestic Exports and Total Export analysis by Principal partners and S.I.T.C Section, 2003.	33-56
Table 7	Comparative value of Imports and Domestic Exports 2002-2003 analysis by Division, Groups and Subgroups by Broad Economic Classification (BEC) 2002-2003.	57
Table 8	Value of Imports and Domestic Exports 2003 analysis by Division and S.I.T.C Section (R3).	58-60
Table 9	Balance of Trade.	61-62

## **ANALYSIS OF TRADE**

### **IMPORTS**

Imports figures for the year 2003 when compared to the year 2002 increased by 153.09 million dollar or 16.78%. This increase was boosted by a 84.4 million dollar or 43.32% expansion in the S.I.T.C section Machinery and Transport Equipment. Additional significant increases of 35.23%, 26.66%, 19.98% and 13.71% were respectively recorded in Mineral fuels, lubricants and related materials; Beverages and Tobacco; Food & live animals and Manufactured Goods Classified Chiefly By Material. In spite of there being an overall increase in imports, the S.I.T.C section Miscellaneous Manufactures Articles nonetheless recorded a 16.98% increase.

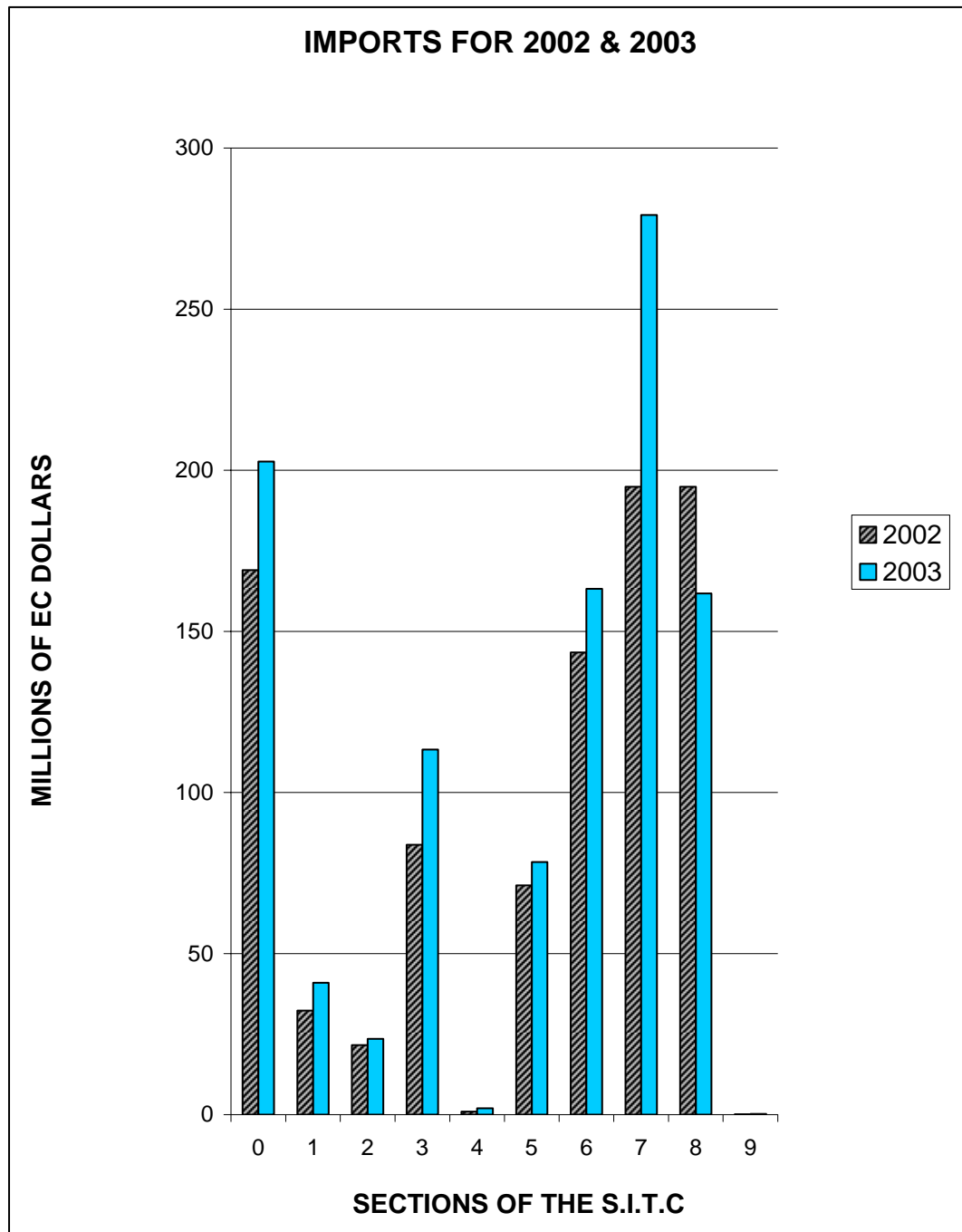
For the periods under review the main trading partners were United States, Trinidad and Tobago, United Kingdom, Japan, Canada and Barbados. Among the aforementioned trading partners the United States, Trinidad and Tobago and United Kingdom accounted for the bulk of total imports, respectively accounting for 36.63%, 14.12%, 8.15% of total imports for 2002, and 40.86%, 13.08% and 8.06% of total imports for 2003. In addition to the United States continued dominance of total imports, imports from USA recorded a 30.26% increase for the periods under review. Within Caricom, Trinidad and Tobago continues to amount for the greater part of total regional imports, accounting for 65.42% and 69.07% of total imports from Caricom for 2003 and 2002 respectively.

**IMPORTS**  
**(In millions of EC Dollars)**

**Table 1**

	<b>SECTION</b>	<b>2002</b>	<b>2003</b>
0	Food & live animals	168.94	202.70
1	Beverage & Tobacco	32.29	40.90
2	Crude Materials, Inedible, Except Fuels	21.56	23.50
3	Mineral Fuels, Lubricants & Related material	83.75	113.26
4	Animal & Vegetable Oils, Fats & Waxes	0.94	1.97
5	Chemicals & Related Products N.E.S	71.19	78.35
6	Manufactured Goods Classified Chiefly By Material	143.48	163.15
7	Machinery & transport Equipment	194.83	279.23
8	miscellaneous Manufactured Articles	194.83	161.75
9	Commodities & Transactions Not Classified According To kind	0.14	0.23
<b>TOTAL</b>		<b>911.95</b>	<b>1065.04</b>

Chart 1

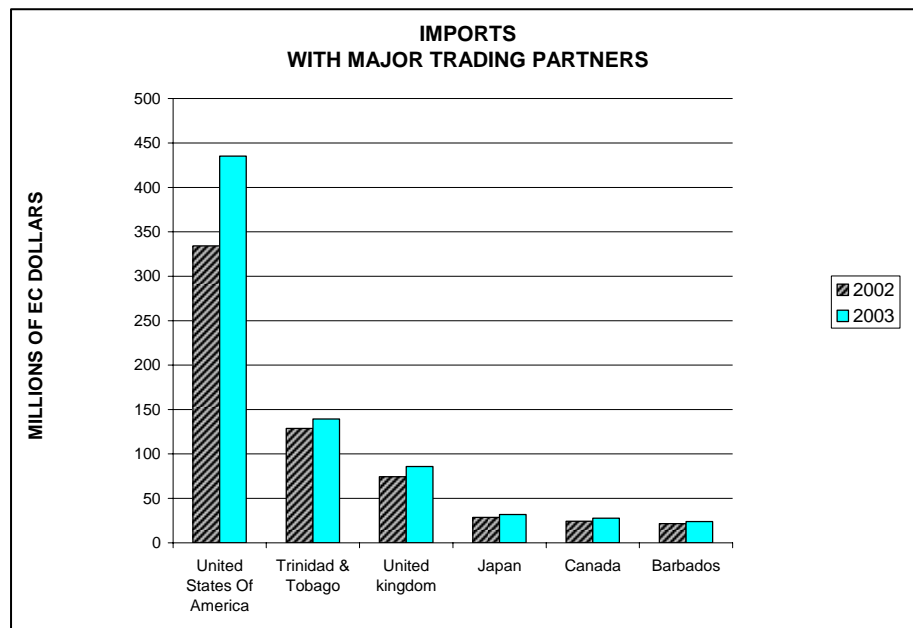


**IMPORT WITH MAJOR TRADING PARTNERS**  
(In millions of EC Dollars)

**Table 2**

<b>COUNTRY</b>	<b>2002</b>	<b>2003</b>
United States Of America	334.09	435.18
Trinidad & Tobago	128.76	139.34
United kingdom	74.35	85.90
Japan	28.63	32.00
Canada	24.37	27.73
Barbados	21.68	24.02

**Chart 2**



## **ANALYSE OF TRADE**

### **DOMESTIC EXPORTS**

Domestic Exports figures for the year 2003 when compared to the year 2002 decreased by 11.02 million dollar or 9.51%. The S.I.T.C sections Crude Materials, Inedible, Except Fuels; Beverage & Tobacco; Chemicals & Related Products N.E.S nonetheless recorded increase of 126.53%, 23.3% and 8.16% respectively.

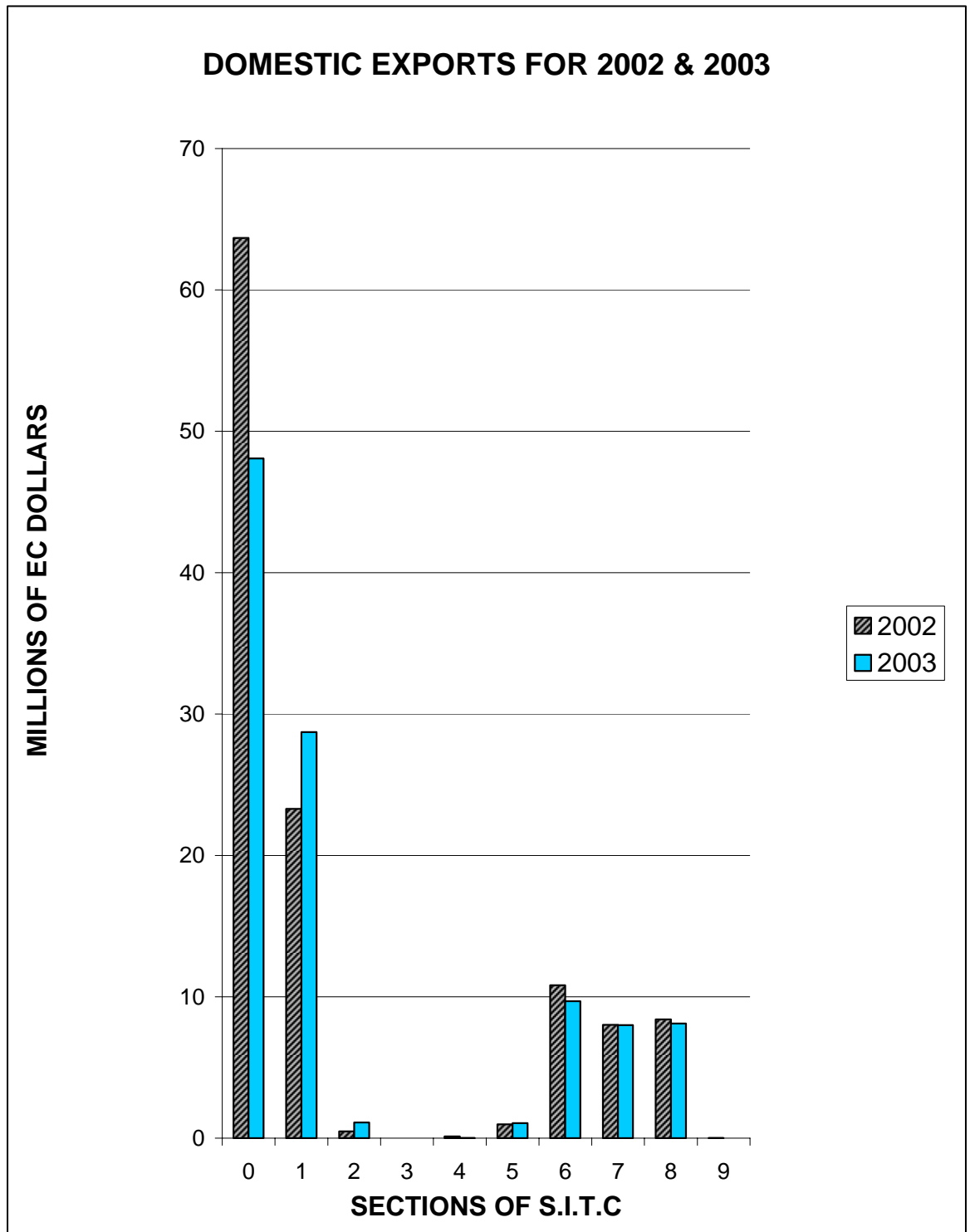
The United Kingdom continues to be the significant contributor to total domestic Exports for the periods under review recording a decrease of 25.82% over the period 2002 to 2003. Additionally, United Kingdom accounted for 52.25% and 42.82% of total Domestic Exports for 2002 and 2003 respectively. Other important contributors to total domestic exports were Barbados, United States and Dominica recorded decreases of 11.05%, 8.74% and 10.22%. Saint Vincent and Grenadines was the only major contributor to total Domestic Exports to record an increase (68.57% increase). With respect to Caricom, Barbados, Dominica and Saint Vincent and Grenadines were the significant Caricom domestic exports market.

**DOMESTIC EXPORTS**  
**(In millions of EC Dollars)**

**Table 3**

	<b>SECTION</b>	<b>2002</b>	<b>2003</b>
0	Food & live animals	63.67	48.08
1	Beverage & Tobacco	23.29	28.72
2	Crude Materials, Inedible, Except Fuels	0.49	1.11
3	Mineral Fuels, Lubricants & Related material	0	0
4	Animal & Vegetable Oils, Fats & Waxes	0.13	0.013
5	Chemicals & Related Products N.E.S	0.98	1.06
6	Manufactured Goods Classified Chiefly By Material	10.83	9.69
7	Machinery & transport Equipment	8.01	8.007
8	miscellaneous Manufactured Articles	8.41	8.12
9	Commodities & Transactions Not Classified According To kind	0.019	0.006
<b>TOTAL</b>		<b>115.83</b>	<b>104.81</b>

Chart 3

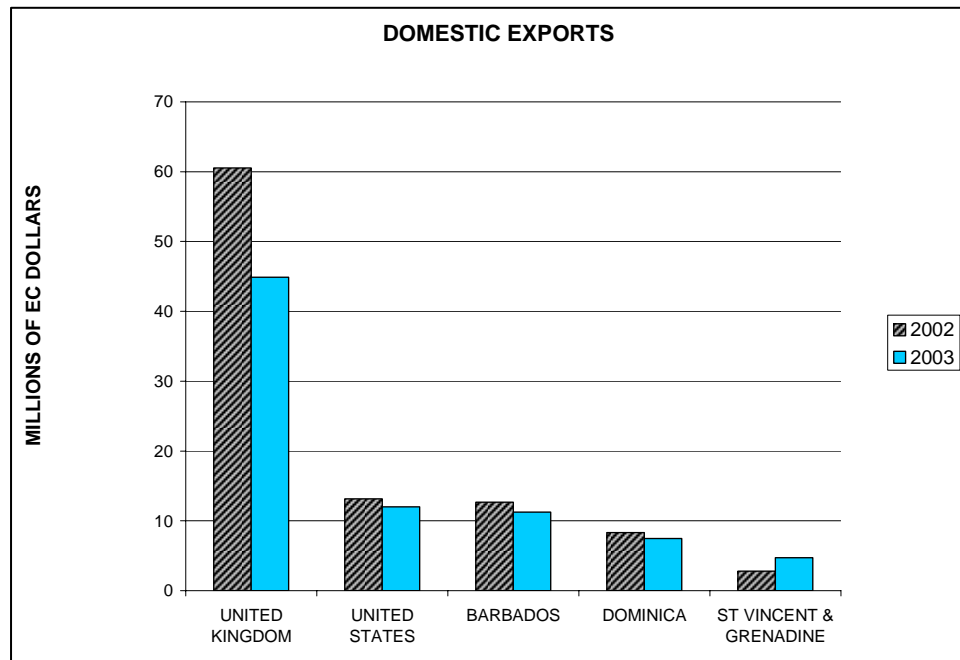


**DOMESTIC EXPORTS  
WITH MAJOR TRADING PARTENERS  
(In millions of EC Dollars)**

**Table 4**

COUNTRY	2002	2003
UNITED KINGDOM	60.52	44.89
UNITED STATES	13.16	12.01
BARBADOS	12.67	11.27
DOMINICA	8.32	7.47
ST VINCENT & GRENADINE	2.80	4.72

**Chart 4**



**DIRECTION OF TRADE**  
**VALUE OF IMPORTS, DOMESTIC EXPORTS AND TOTAL EXPORTS ANALYSIS BY PRINCIPAL PARTNER AND S.I.T.C**  
**SECTION 2002**

**Table 5**

Principal Partners and S.I.T.C Section		Imports (\$EC)	Dom Exports (\$EC)	TOT Exports (\$EC)
<b>UNITED ARAB EMIRATES.....</b>		<b>44,758</b>	<b>0</b>	<b>0</b>
0	FOOD & LIVE ANIMALS	42,711	0	0
7	MACHINERY AND TRANSPORT EQUIPMENT	2,047	0	0
<b>ANTIGUA AND BARBUDA.....</b>		<b>1,844,246</b>	<b>1,919,988</b>	<b>2,917,110</b>
0	FOOD & LIVE ANIMALS	793,779	485,735	487,268
1	BEVERAGES AND TOBACCO	294,158	1,195,847	1,195,847
2	CRUDE MATERIALS, INEDIBLE, EXCEPT FUELS	164,090	54,000	55,400
3	MINERAL FUELS,LUBRICANTS AND RELATED MATERIALS	461	0	810
5	CHEMICALS AND RELATED PRODUCTS, N.E.S	306,847	17,568	22,948
6	MANUFACTURED GOODS CLASSIFIED CHIEFLY BY MATERIAL	26,647	43,819	72,830
7	MACHINERY AND TRANSPORT EQUIPMENT	64,192	17,000	548,642
8	MISCELLANEOUS MANUFACTURED ARTICLES	194,072	106,019	514,365
9	COMMODITIES & TRANSACTIONS NOT CLASSIFIED ACCORDING TO KIND	0	0	19,000
<b>ANGUILLA.....</b>		<b>30,131</b>	<b>102,987</b>	<b>325,951</b>
0	FOOD & LIVE ANIMALS	0	10,000	10,000
1	BEVERAGES AND TOBACCO	17,434	35,741	82,184
2	CRUDE MATERIALS, INEDIBLE, EXCEPT FUELS	0	57,246	57,246
6	MANUFACTURED GOODS CLASSIFIED CHIEFLY BY MATERIAL	9,960	0	0
7	MACHINERY AND TRANSPORT EQUIPMENT	0	0	167,888
8	MISCELLANEOUS MANUFACTURED ARTICLES	2,737	0	8,633
<b>ALBANIA.....</b>		<b>0</b>	<b>1,513</b>	<b>1,513</b>
5	CHEMICALS AND RELATED PRODUCTS, N.E.S	0	1,513	2
<b>BOAIRE/SABA/ST.EUSTATIUS.....</b>		<b>0</b>	<b>99,360</b>	<b>116,748</b>
1	BEVERAGES AND TOBACCO	0	99,360	99,360
8	MISCELLANEOUS MANUFACTURED ARTICLES	0	0	17,388

**Table 5 (cont'd)**

Principal Partners and S.I.T.C Section		Imports (\$EC)	Dom Exports (\$EC)	TOT Exports (\$EC)
<b>ARGENTINA.....</b>		<b>1,063,160</b>	<b>0</b>	<b>0</b>
0	FOOD & LIVE ANIMALS	1,030,382	0	0
1	BEVERAGES AND TOBACCO	1,810	0	0
5	CHEMICALS AND RELATED PRODUCTS, N.E.S	30,968	0	0
<b>AUSTRIA.....</b>		<b>137,547</b>	<b>100</b>	<b>100</b>
2	CRUDE MATERIALS, INEDIBLE, EXCEPT FUELS	0	100	100
5	CHEMICALS AND RELATED PRODUCTS, N.E.S	128,830	0	0
6	MANUFACTURED GOODS CLASSIFIED CHIEFLY BY MATERIAL	2,475	0	0
7	MACHINERY AND TRANSPORT EQUIPMENT	6,242	0	0
<b>AUSTRALIA.....</b>		<b>4,499,570</b>	<b>0</b>	<b>0</b>
0	FOOD & LIVE ANIMALS	2,935,290	0	0
1	BEVERAGES AND TOBACCO	38,012	0	0
2	CRUDE MATERIALS, INEDIBLE, EXCEPT FUELS	16,134	0	0
5	CHEMICALS AND RELATED PRODUCTS, N.E.S	597	0	0
6	MANUFACTURED GOODS CLASSIFIED CHIEFLY BY MATERIAL	1,493,898	0	0
7	MACHINERY AND TRANSPORT EQUIPMENT	15,639	0	0
<b>ARUBA.....</b>		<b>230,785</b>	<b>1,509</b>	<b>8,123</b>
0	FOOD & LIVE ANIMALS	0	53	53
7	MACHINERY AND TRANSPORT EQUIPMENT	230,785	0	4,920
8	MISCELLANEOUS MANUFACTURED ARTICLES	0	1,456	3,150
<b>BARBADOS.....</b>		<b>21,680,557</b>	<b>12,675,245</b>	<b>16,136,893</b>
0	FOOD & LIVE ANIMALS	9,166,061	1,240,614	1,240,614
1	BEVERAGES AND TOBACCO	1,532,740	9,552,784	9,608,732
2	CRUDE MATERIALS, INEDIBLE, EXCEPT FUELS	0	25,773	25,773
3	MINERAL FUELS,LUBRICANTS AND RELATED MATERIALS	2,191	0	343,489
4	ANIMAL AND VEGETABLE OILS, FATS, ANS WAXES	86,189	6	6
5	CHEMICALS AND RELATED PRODUCTS, N.E.S	4,547,400	185,808	367,965
6	MANUFACTURED GOODS CLASSIFIED CHIEFLY BY MATERIAL	4,030,054	1,005,716	1,035,216
7	MACHINERY AND TRANSPORT EQUIPMENT	165,800	35,562	2,496,631
8	MISCELLANEOUS MANUFACTURED ARTICLES	2,142,997	628,682	902,567
9	COMMODITIES & TRANSACTIONS NOT CLASSIFIED ACCORDING TO KIND	7,125	300	115,900

**Table 5 (cont'd)**

Principal Partners and S.I.T.C Section		Imports (\$EC)	Dom Exports (\$EC)	TOT Exports (\$EC)
<b>BANGLADESH.....</b>		<b>110,940</b>	<b>61,434</b>	<b>61,434</b>
0	FOOD & LIVE ANIMALS	0	61,434	61,434
5	CHEMICALS AND RELATED PRODUCTS, N.E.S	48,155	0	0
6	MANUFACTURED GOODS CLASSIFIED CHIEFLY BY MATERIAL	47,500	0	0
7	MACHINERY AND TRANSPORT EQUIPMENT	2,609	0	0
8	MISCELLANEOUS MANUFACTURED ARTICLES	12,676	0	0
<b>BELGIUM.....</b>		<b>2,732,645</b>	<b>0</b>	<b>0</b>
0	FOOD & LIVE ANIMALS	1,238,623	0	0
5	CHEMICALS AND RELATED PRODUCTS, N.E.S	539,451	0	0
6	MANUFACTURED GOODS CLASSIFIED CHIEFLY BY MATERIAL	473,640	0	0
7	MACHINERY AND TRANSPORT EQUIPMENT	268,171	0	0
8	MISCELLANEOUS MANUFACTURED ARTICLES	212,760	0	0
<b>BULGARIA.....</b>		<b>115,573</b>	<b>0</b>	<b>0</b>
0	FOOD & LIVE ANIMALS	38,353	0	0
5	CHEMICALS AND RELATED PRODUCTS, N.E.S	54,473	0	0
6	MANUFACTURED GOODS CLASSIFIED CHIEFLY BY MATERIAL	2,823	0	0
7	MACHINERY AND TRANSPORT EQUIPMENT	1,840	0	0
8	MISCELLANEOUS MANUFACTURED ARTICLES	18,084	0	0
<b>BAHRAIN.....</b>		<b>1,161</b>	<b>0</b>	<b>0</b>
6	MANUFACTURED GOODS CLASSIFIED CHIEFLY BY MATERIAL	1,161	0	0
<b>BURUNDI.....</b>		<b>3,867</b>	<b>0</b>	<b>0</b>
7	MACHINERY AND TRANSPORT EQUIPMENT	3,867	0	0
<b>BERMUDA.....</b>		<b>18,258</b>	<b>272</b>	<b>663</b>
6	MANUFACTURED GOODS CLASSIFIED CHIEFLY BY MATERIAL	654	0	391
7	MACHINERY AND TRANSPORT EQUIPMENT	17,604	0	0
8	MISCELLANEOUS MANUFACTURED ARTICLES	0	272	272
<b>BRAZIL.....</b>		<b>6,427,763</b>	<b>0</b>	<b>29,925</b>
0	FOOD & LIVE ANIMALS	1,952,902	0	29,925
2	CRUDE MATERIALS, INEDIBLE, EXCEPT FUELS	80,664	0	0
3	MINERAL FUELS,LUBRICANTS AND RELATED MATERIALS	132	0	0
5	CHEMICALS AND RELATED PRODUCTS, N.E.S	152,192	0	0
6	MANUFACTURED GOODS CLASSIFIED CHIEFLY BY MATERIAL	3,553,973	0	0
7	MACHINERY AND TRANSPORT EQUIPMENT	199,127	0	0
8	MISCELLANEOUS MANUFACTURED ARTICLES	585,708	0	0

**Table 5 (cont'd)**

Principal Partners and S.I.TC Section		Imports (\$EC)	Dom Exports (\$EC)	TOT Exports (\$EC)
<b>BAHAMAS.....</b>		<b>424,220</b>	<b>0</b>	<b>308,358</b>
0	FOOD & LIVE ANIMALS	57,797	0	0
2	CRUDE MATERIALS, INEDIBLE, EXCEPT FUELS	54,610	0	0
5	CHEMICALS AND RELATED PRODUCTS, N.E.S	22,852	0	5,210
6	MANUFACTURED GOODS CLASSIFIED CHIEFLY BY MATERIAL	0	0	4,360
7	MACHINERY AND TRANSPORT EQUIPMENT	211,739	0	276,426
8	MISCELLANEOUS MANUFACTURED ARTICLES	77,222	0	22,362
<b>BOTSWANA.....</b>		<b>2,195</b>	<b>0</b>	<b>0</b>
5	CHEMICALS AND RELATED PRODUCTS, N.E.S	172	0	0
7	MACHINERY AND TRANSPORT EQUIPMENT	2,023	0	0
<b>BELIZE.....</b>		<b>207,421</b>	<b>309,533</b>	<b>309,876</b>
0	FOOD & LIVE ANIMALS	26,516	0	0
1	BEVERAGES AND TOBACCO	0	305,543	305,543
6	MANUFACTURED GOODS CLASSIFIED CHIEFLY BY MATERIAL	175,207	0	99
7	MACHINERY AND TRANSPORT EQUIPMENT	5,698	0	0
8	MISCELLANEOUS MANUFACTURED ARTICLES	0	3,990	4,234
<b>CANADA.....</b>		<b>24,330,918</b>	<b>200,200</b>	<b>557,285</b>
0	FOOD & LIVE ANIMALS	14,436,560	177,250	267,576
1	BEVERAGES AND TOBACCO	288,314	5,271	5,271
2	CRUDE MATERIALS, INEDIBLE, EXCEPT FUELS	72,568	0	0
3	MINERAL FUELS,LUBRICANTS AND RELATED MATERIALS	1,291	0	0
4	ANIMAL AND VEGETABLE OILS, FATS, ANS WAXES	18,161	0	0
5	CHEMICALS AND RELATED PRODUCTS, N.E.S	1,349,358	6,424	54,401
6	MANUFACTURED GOODS CLASSIFIED CHIEFLY BY MATERIAL	2,995,275	0	2,537
7	MACHINERY AND TRANSPORT EQUIPMENT	3,303,321	1,300	56,404
8	MISCELLANEOUS MANUFACTURED ARTICLES	1,865,870	9,955	54,833
9	COMMODITIES & TRANSACTIONS NOT CLASSIFIED ACCORDING TO KIND	200	0	116,263
<b>COCOS (KEELING) ISLANDS.....</b>		<b>2,796</b>	<b>0</b>	<b>0</b>
0	FOOD & LIVE ANIMALS	2,796	0	0

**Table 5 (cont'd)**

Principal Partners and S.I.T.C Section		Imports (\$EC)	Dom Exports (\$EC)	TOT Exports (\$EC)
<b>SWITZERLAND.....</b>		<b>4,464,593</b>	<b>34,970</b>	<b>43,170</b>
0	FOOD & LIVE ANIMALS	247,788	0	0
1	BEVERAGES AND TOBACCO	30,429	0	0
5	CHEMICALS AND RELATED PRODUCTS, N.E.S	454,623	0	0
6	MANUFACTURED GOODS CLASSIFIED CHIEFLY BY MATERIAL	40,213	0	0
7	MACHINERY AND TRANSPORT EQUIPMENT	146,406	1,358	1,358
8	MISCELLANEOUS MANUFACTURED ARTICLES	3,545,134	33,612	41,812
<b>CHILE.....</b>		<b>1,346,932</b>	<b>0</b>	<b>24,257</b>
0	FOOD & LIVE ANIMALS	635,464	0	0
1	BEVERAGES AND TOBACCO	667,015	0	24,257
5	CHEMICALS AND RELATED PRODUCTS, N.E.S	12,529	0	0
6	MANUFACTURED GOODS CLASSIFIED CHIEFLY BY MATERIAL	31,648	0	0
8	MISCELLANEOUS MANUFACTURED ARTICLES	276	0	0
<b>CAMEROON.....</b>		<b>16,302</b>	<b>0</b>	<b>0</b>
1	BEVERAGES AND TOBACCO	3,762	0	0
6	MANUFACTURED GOODS CLASSIFIED CHIEFLY BY MATERIAL	3,435	0	0
7	MACHINERY AND TRANSPORT EQUIPMENT	7,420	0	0
8	MISCELLANEOUS MANUFACTURED ARTICLES	1,685	0	0
<b>CHINA.....</b>		<b>20,514,574</b>	<b>5,604</b>	<b>12,125</b>
0	FOOD & LIVE ANIMALS	279,326	0	0
1	BEVERAGES AND TOBACCO	11,856	0	0
2	CRUDE MATERIALS, INEDIBLE, EXCEPT FUELS	193,417	0	0
3	MINERAL FUELS,LUBRICANTS AND RELATED MATERIALS	1,015	0	0
4	ANIMAL AND VEGETABLE OILS, FATS, AND WAXES	99	0	0
5	CHEMICALS AND RELATED PRODUCTS, N.E.S	991,456	5,434	5,434
6	MANUFACTURED GOODS CLASSIFIED CHIEFLY BY MATERIAL	5,968,860	0	0
7	MACHINERY AND TRANSPORT EQUIPMENT	3,701,693	0	0
8	MISCELLANEOUS MANUFACTURED ARTICLES	9,366,852	170	6,691

**Table 5 (cont'd)**

Principal Partners and S.I.T.C Section		Imports (\$EC)	Dom Exports (\$EC)	TOT Exports (\$EC)
<b>COLOMBIA.....</b>		<b>3,682,967</b>	<b>0</b>	<b>44,015</b>
0	FOOD & LIVE ANIMALS	837,483	0	0
2	CRUDE MATERIALS, INEDIBLE, EXCEPT FUELS	0	0	40,754
5	CHEMICALS AND RELATED PRODUCTS, N.E.S	374,883	0	0
6	MANUFACTURED GOODS CLASSIFIED CHIEFLY BY MATERIAL	2,300,180	0	0
7	MACHINERY AND TRANSPORT EQUIPMENT	161,413	0	0
8	MISCELLANEOUS MANUFACTURED ARTICLES	9,008	0	3,261
<b>COSTA RICA.....</b>		<b>2,653,721</b>	<b>0</b>	<b>522</b>
0	FOOD & LIVE ANIMALS	127,253	0	0
1	BEVERAGES AND TOBACCO	47,301	0	0
2	CRUDE MATERIALS, INEDIBLE, EXCEPT FUELS	474	0	0
4	ANIMAL AND VEGETABLE OILS, FATS, AND WAXES	1,106	0	0
5	CHEMICALS AND RELATED PRODUCTS, N.E.S	1,213,632	0	0
6	MANUFACTURED GOODS CLASSIFIED CHIEFLY BY MATERIAL	574,701	0	0
7	MACHINERY AND TRANSPORT EQUIPMENT	148,829	0	522
8	MISCELLANEOUS MANUFACTURED ARTICLES	540,425	0	0
<b>CZECHOSLOVAKIA.....</b>		<b>51,245</b>	<b>0</b>	<b>0</b>
1	BEVERAGES AND TOBACCO	605	0	0
5	CHEMICALS AND RELATED PRODUCTS, N.E.S	1,348	0	0
6	MANUFACTURED GOODS CLASSIFIED CHIEFLY BY MATERIAL	25,945	0	0
7	MACHINERY AND TRANSPORT EQUIPMENT	530	0	0
8	MISCELLANEOUS MANUFACTURED ARTICLES	22,817	0	0
<b>CUBA.....</b>		<b>21,193</b>	<b>0</b>	<b>245</b>
0	FOOD & LIVE ANIMALS	489	0	0
1	BEVERAGES AND TOBACCO	20,704	0	0
7	MACHINERY AND TRANSPORT EQUIPMENT	0	0	245
<b>CYPRUS.....</b>		<b>30,404</b>	<b>0</b>	<b>0</b>
0	FOOD & LIVE ANIMALS	20,472	0	0
5	CHEMICALS AND RELATED PRODUCTS, N.E.S	576	0	0
8	MISCELLANEOUS MANUFACTURED ARTICLES	9,356	0	0

Table 5 (cont'd)

Principal Partners and S.I.T.C Section		Imports (\$EC)	Dom Exports (\$EC)	TOT Exports (\$EC)
<b>FEDERAL REPUBLIC OF GERMANY.....</b>		<b>10,382,010</b>	<b>65,112</b>	<b>505981</b>
0	FOOD & LIVE ANIMALS	255,548	0	0
1	BEVERAGES AND TOBACCO	666,506	0	305
2	CRUDE MATERIALS, INEDIBLE, EXCEPT FUELS	20,880	0	0
3	MINERAL FUELS,LUBRICANTS AND RELATED MATERIALS	305,362	0	56
4	ANIMAL AND VEGETABLE OILS, FATS, ANS WAXES	11	0	0
5	CHEMICALS AND RELATED PRODUCTS, N.E.S	1,062,225	0	2,124
6	MANUFACTURED GOODS CLASSIFIED CHIEFLY BY MATERIAL	1,817,238	0	6,683
7	MACHINERY AND TRANSPORT EQUIPMENT	5,697,121	2,820	403,430
8	MISCELLANEOUS MANUFACTURED ARTICLES	557,088	62,292	93,383
9	COMMODITIES & TRANSACTIONS NOT CLASSIFIED ACCORDING TO KIND	31	0	0
<b>DENMARK.....</b>		<b>2,461,719</b>	<b>600</b>	<b>5,310</b>
0	FOOD & LIVE ANIMALS	771,239	0	0
1	BEVERAGES AND TOBACCO	30,246	0	0
5	CHEMICALS AND RELATED PRODUCTS, N.E.S	202,172	0	95
6	MANUFACTURED GOODS CLASSIFIED CHIEFLY BY MATERIAL	38,641	0	3,155
7	MACHINERY AND TRANSPORT EQUIPMENT	1,413,685	600	1,560
8	MISCELLANEOUS MANUFACTURED ARTICLES	5,736	0	500
<b>DOMINICA.....</b>		<b>3,124,952</b>	<b>8,326,660</b>	<b>8,863,011</b>
0	FOOD & LIVE ANIMALS	2,744	268,299	268,299
1	BEVERAGES AND TOBACCO	379,741	2,308,393	2,309,050
2	CRUDE MATERIALS, INEDIBLE, EXCEPT FUELS	0	32,528	32,528
5	CHEMICALS AND RELATED PRODUCTS, N.E.S	2,449,927	151,373	205,429
6	MANUFACTURED GOODS CLASSIFIED CHIEFLY BY MATERIAL	10,657	5,384,843	5,396,424
7	MACHINERY AND TRANSPORT EQUIPMENT	62,924	78,844	293,074
8	MISCELLANEOUS MANUFACTURED ARTICLES	218,959	102,380	349,707
9	COMMODITIES & TRANSACTIONS NOT CLASSIFIED ACCORDING TO KIND	0	0	8,500
<b>DOMINICAN REPUBLIC.....</b>		<b>4,042,837</b>	<b>60,600</b>	<b>60,872</b>
0	FOOD & LIVE ANIMALS	0	57,263	57,263
4	ANIMAL AND VEGETABLE OILS, FATS, ANS WAXES	0	0	272
5	CHEMICALS AND RELATED PRODUCTS, N.E.S	3,239,077	3,337	3,337
6	MANUFACTURED GOODS CLASSIFIED CHIEFLY BY MATERIAL	348,005	0	0
7	MACHINERY AND TRANSPORT EQUIPMENT	1,265	0	0
8	MISCELLANEOUS MANUFACTURED ARTICLES	454,490	0	0

**Table 5 (cont'd)**

Principal Partners and S.I.T.C Section		Imports (\$EC)	Dom Exports (\$EC)	TOT Exports (\$EC)
<b>ECUADOR.....</b>		<b>56,708</b>	<b>0</b>	<b>0</b>
5	CHEMICALS AND RELATED PRODUCTS, N.E.S	11,259	0	0
6	MANUFACTURED GOODS CLASSIFIED CHIEFLY BY MATERIAL	23,605	0	0
7	MACHINERY AND TRANSPORT EQUIPMENT	6,162	0	0
8	MISCELLANEOUS MANUFACTURED ARTICLES	15,682	0	0
<b>EGYPT.....</b>		<b>23,950</b>	<b>0</b>	<b>0</b>
8	MISCELLANEOUS MANUFACTURED ARTICLES	23,950	0	0
<b>SPAIN.....</b>		<b>823,080</b>	<b>0</b>	<b>21,891</b>
0	FOOD & LIVE ANIMALS	100,356	0	0
1	BEVERAGES AND TOBACCO	100,101	0	156
3	MINERAL FUELS,LUBRICANTS AND RELATED MATERIALS	200	0	0
4	ANIMAL AND VEGETABLE OILS, FATS, AND WAXES	2,231	0	0
5	CHEMICALS AND RELATED PRODUCTS, N.E.S	22,287	0	0
6	MANUFACTURED GOODS CLASSIFIED CHIEFLY BY MATERIAL	387,631	0	0
7	MACHINERY AND TRANSPORT EQUIPMENT	149,002	0	0
8	MISCELLANEOUS MANUFACTURED ARTICLES	61,272	0	0
9	COMMODITIES & TRANSACTIONS NOT CLASSIFIED ACCORDING TO KIND	0	0	21,735
<b>FINLAND.....</b>		<b>998,381</b>	<b>0</b>	<b>0</b>
1	BEVERAGES AND TOBACCO	281,218	0	0
5	CHEMICALS AND RELATED PRODUCTS, N.E.S	8,216	0	0
6	MANUFACTURED GOODS CLASSIFIED CHIEFLY BY MATERIAL	23,163	0	0
7	MACHINERY AND TRANSPORT EQUIPMENT	654,608	0	0
8	MISCELLANEOUS MANUFACTURED ARTICLES	31,176	0	0
<b>FRANCE.....</b>		<b>16,604,880</b>	<b>49,477</b>	<b>208,317</b>
0	FOOD & LIVE ANIMALS	2,750,868	5,434	5,434
1	BEVERAGES AND TOBACCO	4,027,337	0	31,687
2	CRUDE MATERIALS, INEDIBLE, EXCEPT FUELS	17,790	100	100
3	MINERAL FUELS,LUBRICANTS AND RELATED MATERIALS	2,907	0	0
5	CHEMICALS AND RELATED PRODUCTS, N.E.S	1,920,024	0	98,882
6	MANUFACTURED GOODS CLASSIFIED CHIEFLY BY MATERIAL	2,036,929	0	2,034
7	MACHINERY AND TRANSPORT EQUIPMENT	5,064,396	43,943	45,424
8	MISCELLANEOUS MANUFACTURED ARTICLES	784,629	0	18,756
9	COMMODITIES & TRANSACTIONS NOT CLASSIFIED ACCORDING TO KIND	0	0	6,000
<b>GABON.....</b>		<b>0</b>	<b>0</b>	<b>10,348</b>
1	BEVERAGES AND TOBACCO	0	0	10,348

**Table 5 (cont'd)**

<b>Principal Partners and S.I.T.C Section</b>		<b>Imports (\$EC)</b>	<b>Dom Exports (\$EC)</b>	<b>TOT Exports (\$EC)</b>
<b>UNITED KINGDOM.....</b>		<b>74,350,216</b>	<b>60,522,189</b>	<b>62,973,060</b>
0	FOOD & LIVE ANIMALS	19,628,806	59,268,476	59,379,351
1	BEVERAGES AND TOBACCO	4,650,296	1,072,474	1,082,226
2	CRUDE MATERIALS, INEDIBLE, EXCEPT FUELS	111,892	6,720	102,070
3	MINERAL FUELS,LUBRICANTS AND RELATED MATERIALS	16,832	0	0
4	ANIMAL AND VEGETABLE OILS, FATS, ANS WAXES	28,756	0	0
5	CHEMICALS AND RELATED PRODUCTS, N.E.S	5,475,751	0	3,059
6	MANUFACTURED GOODS CLASSIFIED CHIEFLY BY MATERIAL	10,722,934	1,956	238,071
7	MACHINERY AND TRANSPORT EQUIPMENT	20,798,209	27,881	1,287,192
8	MISCELLANEOUS MANUFACTURED ARTICLES	12,898,239	136,032	358,538
9	COMMODITIES & TRANSACTIONS NOT CLASSIFIED ACCORDING TO KIND	18,501	8,650	522,553
<b>GRENADA.....</b>		<b>6,843,129</b>	<b>4,331,238</b>	<b>5,104,049</b>
0	FOOD & LIVE ANIMALS	5,371,491	213,021	220,548
1	BEVERAGES AND TOBACCO	181,327	2,845,830	2,956,269
3	MINERAL FUELS,LUBRICANTS AND RELATED MATERIALS	0	0	16,002
4	ANIMAL AND VEGETABLE OILS, FATS, ANS WAXES	0	7,999	7,999
5	CHEMICALS AND RELATED PRODUCTS, N.E.S	738,508	221,675	272,799
6	MANUFACTURED GOODS CLASSIFIED CHIEFLY BY MATERIAL	463,656	572,654	719,573
7	MACHINERY AND TRANSPORT EQUIPMENT	1,447	359,873	630,966
8	MISCELLANEOUS MANUFACTURED ARTICLES	83,983	109,186	252,935
9	COMMODITIES & TRANSACTIONS NOT CLASSIFIED ACCORDING TO KIND	2,717	1,000	26,958
<b>FRENCH GUIANA.....</b>		<b>56,598</b>	<b>0</b>	<b>0</b>
5	CHEMICALS AND RELATED PRODUCTS, N.E.S	47,403	0	0
6	MANUFACTURED GOODS CLASSIFIED CHIEFLY BY MATERIAL	5,200	0	0
7	MACHINERY AND TRANSPORT EQUIPMENT	115	0	0
8	MISCELLANEOUS MANUFACTURED ARTICLES	3,880	0	0
<b>GHANA.....</b>		<b>1,075</b>	<b>0</b>	<b>0</b>
8	MISCELLANEOUS MANUFACTURED ARTICLES	1,075	0	0
<b>GREENLAND.....</b>		<b>111,092</b>	<b>0</b>	<b>0</b>
0	FOOD & LIVE ANIMALS	71,287	0	0
1	BEVERAGES AND TOBACCO	5,340	0	0
5	CHEMICALS AND RELATED PRODUCTS, N.E.S	34,465	0	0

Table 5 (cont'd)

Principal Partners and S.I.TC Section		Imports (\$EC)	Dom Exports (\$EC)	TOT Exports (\$EC)
<b>GUINEA.....</b>		<b>42,700</b>	<b>0</b>	<b>33,875</b>
3	MINERAL FUELS,LUBRICANTS AND RELATED MATERIALS	0	0	33,875
5	CHEMICALS AND RELATED PRODUCTS, N.E.S	14,173	0	0
6	MANUFACTURED GOODS CLASSIFIED CHIEFLY BY MATERIAL	310	0	0
7	MACHINERY AND TRANSPORT EQUIPMENT	28,217	0	0
<b>GUADELOUPE/ST.BARTELEMY.....</b>		<b>91,949</b>	<b>236,125</b>	<b>467,853</b>
0	FOOD & LIVE ANIMALS	0	335	335
2	CRUDE MATERIALS, INEDIBLE, EXCEPT FUELS	50,619	500	500
6	MANUFACTURED GOODS CLASSIFIED CHIEFLY BY MATERIAL	0	0	59,839
7	MACHINERY AND TRANSPORT EQUIPMENT	35,787	0	80,142
8	MISCELLANEOUS MANUFACTURED ARTICLES	5,543	235,290	327,037
<b>GREECE.....</b>		<b>211,939</b>	<b>0</b>	<b>12,795</b>
0	FOOD & LIVE ANIMALS	53,343	0	0
1	BEVERAGES AND TOBACCO	20,423	0	0
4	ANIMAL AND VEGETABLE OILS, FATS, AND WAXES	1,213	0	0
5	CHEMICALS AND RELATED PRODUCTS, N.E.S	55,011	0	0
6	MANUFACTURED GOODS CLASSIFIED CHIEFLY BY MATERIAL	7,575	0	560
7	MACHINERY AND TRANSPORT EQUIPMENT	69,311	0	169
8	MISCELLANEOUS MANUFACTURED ARTICLES	5,063	0	12,066
<b>GUATEMALA.....</b>		<b>1,105,115</b>	<b>0</b>	<b>0</b>
0	FOOD & LIVE ANIMALS	289,237	0	0
5	CHEMICALS AND RELATED PRODUCTS, N.E.S	802,028	0	0
6	MANUFACTURED GOODS CLASSIFIED CHIEFLY BY MATERIAL	1,733	0	0
8	MISCELLANEOUS MANUFACTURED ARTICLES	12,117	0	0
<b>GUYANA.....</b>		<b>8,120,685</b>	<b>1,239,640</b>	<b>1,279,954</b>
0	FOOD & LIVE ANIMALS	6,580,541	95,291	95,291
1	BEVERAGES AND TOBACCO	231,599	1,016,237	1,016,237
2	CRUDE MATERIALS, INEDIBLE, EXCEPT FUELS	805,050	0	0
3	MINERAL FUELS,LUBRICANTS AND RELATED MATERIALS	0	0	16,200
5	CHEMICALS AND RELATED PRODUCTS, N.E.S	322,842	312	312
6	MANUFACTURED GOODS CLASSIFIED CHIEFLY BY MATERIAL	123,008	53,800	67,094
7	MACHINERY AND TRANSPORT EQUIPMENT	4,650	74,000	79,650
8	MISCELLANEOUS MANUFACTURED ARTICLES	52,995	0	0
9	COMMODITIES & TRANSACTIONS NOT CLASSIFIED ACCORDING TO KIND	0	0	5,170

**Table 5 (cont'd)**

<b>Principal Partners and S.ITC Section</b>		<b>Imports (\$EC)</b>	<b>Dom Exports (\$EC)</b>	<b>TOT Exports (\$EC)</b>
<b>HONG KONG.....</b>		<b>2,591,958</b>	<b>0</b>	<b>0</b>
0	FOOD & LIVE ANIMALS	380	0	0
5	CHEMICALS AND RELATED PRODUCTS, N.E.S	409,358	0	0
6	MANUFACTURED GOODS CLASSIFIED CHIEFLY BY MATERIAL	739,597	0	0
7	MACHINERY AND TRANSPORT EQUIPMENT	317,518	0	0
8	MISCELLANEOUS MANUFACTURED ARTICLES	1,125,105	0	0
<b>HEARD AND MCDONALD ISLANDS.....</b>		<b>2,036</b>	<b>0</b>	<b>0</b>
5	CHEMICALS AND RELATED PRODUCTS, N.E.S	2,036	0	0
<b>HONDURAS.....</b>		<b>6,378,637</b>	<b>0</b>	<b>0</b>
2	CRUDE MATERIALS, INEDIBLE, EXCEPT FUELS	5,933,250	0	0
6	MANUFACTURED GOODS CLASSIFIED CHIEFLY BY MATERIAL	288,192	0	0
8	MISCELLANEOUS MANUFACTURED ARTICLES	157,195	0	0
<b>HAITI.....</b>		<b>86,423</b>	<b>0</b>	<b>402</b>
6	MANUFACTURED GOODS CLASSIFIED CHIEFLY BY MATERIAL	52,110	0	402
8	MISCELLANEOUS MANUFACTURED ARTICLES	34,313	0	0
<b>HUNGARY.....</b>		<b>78,003</b>	<b>0</b>	<b>0</b>
1	BEVERAGES AND TOBACCO	2,677	0	0
5	CHEMICALS AND RELATED PRODUCTS, N.E.S	4,391	0	0
6	MANUFACTURED GOODS CLASSIFIED CHIEFLY BY MATERIAL	5,241	0	0
7	MACHINERY AND TRANSPORT EQUIPMENT	57,625	0	0
8	MISCELLANEOUS MANUFACTURED ARTICLES	8,069	0	0
<b>CANARY ISLANDS.....</b>		<b>1,473</b>	<b>0</b>	<b>1,358</b>
7	MACHINERY AND TRANSPORT EQUIPMENT	1,473	0	0
8	MISCELLANEOUS MANUFACTURED ARTICLES	0	0	1,358
<b>INDONESIA.....</b>		<b>1,300,989</b>	<b>0</b>	<b>0</b>
0	FOOD & LIVE ANIMALS	4,979	0	0
1	BEVERAGES AND TOBACCO	1,121	0	0
2	CRUDE MATERIALS, INEDIBLE, EXCEPT FUELS	41,747	0	0
5	CHEMICALS AND RELATED PRODUCTS, N.E.S	101,525	0	0
6	MANUFACTURED GOODS CLASSIFIED CHIEFLY BY MATERIAL	313,851	0	0
7	MACHINERY AND TRANSPORT EQUIPMENT	29,005	0	0
8	MISCELLANEOUS MANUFACTURED ARTICLES	808,761	0	0

**Table 5 (cont'd)**

Principal Partners and S.I.T.C Section		Imports (\$EC)	Dom Exports (\$EC)	TOT Exports (\$EC)
<b>IRELAND.....</b>		<b>744,819</b>	<b>4,146</b>	<b>4,146</b>
0	FOOD & LIVE ANIMALS	265,679	0	0
1	BEVERAGES AND TOBACCO	68,737	30	30
2	CRUDE MATERIALS, INEDIBLE, EXCEPT FUELS	2,113	0	0
5	CHEMICALS AND RELATED PRODUCTS, N.E.S	202,966	0	0
6	MANUFACTURED GOODS CLASSIFIED CHIEFLY BY MATERIAL	50,931	897	897
7	MACHINERY AND TRANSPORT EQUIPMENT	150,096	595	595
8	MISCELLANEOUS MANUFACTURED ARTICLES	4,297	2,624	2,624
<b>ISRAEL.....</b>		<b>1,285,479</b>	<b>0</b>	<b>0</b>
2	CRUDE MATERIALS, INEDIBLE, EXCEPT FUELS	16,573	0	0
5	CHEMICALS AND RELATED PRODUCTS, N.E.S	244	0	0
6	MANUFACTURED GOODS CLASSIFIED CHIEFLY BY MATERIAL	5,720	0	0
7	MACHINERY AND TRANSPORT EQUIPMENT	70,740	0	0
8	MISCELLANEOUS MANUFACTURED ARTICLES	1,192,202	0	0
<b>INDIA.....</b>		<b>2,582,288</b>	<b>34</b>	<b>8,862</b>
0	FOOD & LIVE ANIMALS	111,764	0	0
1	BEVERAGES AND TOBACCO	29,896	0	0
2	CRUDE MATERIALS, INEDIBLE, EXCEPT FUELS	242	0	0
5	CHEMICALS AND RELATED PRODUCTS, N.E.S	270,156	0	196
6	MANUFACTURED GOODS CLASSIFIED CHIEFLY BY MATERIAL	612,769	1	2,071
7	MACHINERY AND TRANSPORT EQUIPMENT	580,304	0	0
8	MISCELLANEOUS MANUFACTURED ARTICLES	977,157	33	6,595
<b>BRITISH INDIAN OCEAN TERRITORY.....</b>		<b>1,487</b>	<b>0</b>	<b>0</b>
8	MISCELLANEOUS MANUFACTURED ARTICLES	1,487	0	0
<b>IRAN (ISLAMIC REPUBLIC OF).....</b>		<b>4,203</b>	<b>0</b>	<b>0</b>
0	FOOD & LIVE ANIMALS	3,437	0	0
8	MISCELLANEOUS MANUFACTURED ARTICLES	766	0	0

Table 5 (cont'd)

Principal Partners and S.I.T.C Section		Imports (\$EC)	Dom Exports (\$EC)	TOT Exports (\$EC)
<b>ITALY.....</b>		<b>6,367,218</b>	<b>8,120</b>	<b>93,964</b>
0	FOOD & LIVE ANIMALS	312,993	0	0
1	BEVERAGES AND TOBACCO	478,042	0	1,255
2	CRUDE MATERIALS, INEDIBLE, EXCEPT FUELS	0	100	100
4	ANIMAL AND VEGETABLE OILS, FATS, ANS WAXES	8,529	0	0
5	CHEMICALS AND RELATED PRODUCTS, N.E.S	62,635	0	0
6	MANUFACTURED GOODS CLASSIFIED CHIEFLY BY MATERIAL	2,752,884	1,431	36,158
7	MACHINERY AND TRANSPORT EQUIPMENT	1,367,813	0	20,263
8	MISCELLANEOUS MANUFACTURED ARTICLES	1,384,322	6,589	26,188
9	COMMODITIES & TRANSACTIONS NOT CLASSIFIED ACCORDING TO KIND	0	0	10,000
<b>JAMAICA.....</b>		<b>9,000,251</b>	<b>378,188</b>	<b>796,678</b>
0	FOOD & LIVE ANIMALS	1,895,498	918	918
1	BEVERAGES AND TOBACCO	2,264,219	0	6,597
2	CRUDE MATERIALS, INEDIBLE, EXCEPT FUELS	73,587	0	0
4	ANIMAL AND VEGETABLE OILS, FATS, ANS WAXES	5,450	0	0
5	CHEMICALS AND RELATED PRODUCTS, N.E.S	1,218,795	3,293	4,472
6	MANUFACTURED GOODS CLASSIFIED CHIEFLY BY MATERIAL	539,180	33,489	63,000
7	MACHINERY AND TRANSPORT EQUIPMENT	1,980,183	317,204	507,730
8	MISCELLANEOUS MANUFACTURED ARTICLES	1,022,839	23,284	174,238
9	COMMODITIES & TRANSACTIONS NOT CLASSIFIED ACCORDING TO KIND	500	0	39,723
<b>JORDAN.....</b>		<b>13,094</b>	<b>0</b>	<b>0</b>
5	CHEMICALS AND RELATED PRODUCTS, N.E.S	6,713	0	0
7	MACHINERY AND TRANSPORT EQUIPMENT	6,381	0	0
<b>JAPAN.....</b>		<b>28,638,553</b>	<b>202,465</b>	<b>1,107,969</b>
0	FOOD & LIVE ANIMALS	200	553	553
1	BEVERAGES AND TOBACCO	0	758	758
2	CRUDE MATERIALS, INEDIBLE, EXCEPT FUELS	1,600	0	0
3	MINERAL FUELS,LUBRICANTS AND RELATED MATERIALS	10,728	0	0
5	CHEMICALS AND RELATED PRODUCTS, N.E.S	127,742	0	0
6	MANUFACTURED GOODS CLASSIFIED CHIEFLY BY MATERIAL	1,409,526	0	1,943
7	MACHINERY AND TRANSPORT EQUIPMENT	26,219,980	0	897,438
8	MISCELLANEOUS MANUFACTURED ARTICLES	868,777	201,144	207,267
<b>KENYA.....</b>		<b>382</b>	<b>0</b>	<b>0</b>
6	MANUFACTURED GOODS CLASSIFIED CHIEFLY BY MATERIAL	308	0	0

**Table 5 (cont'd)**

Principal Partners and S.I.T.C Section		Imports (\$EC)	Dom Exports (\$EC)	TOT Exports (\$EC)
<b>ST.KITTS/NEVIS.....</b>		<b>113,557</b>	<b>1,692,610</b>	<b>2,081,450</b>
0	FOOD & LIVE ANIMALS	0	36,526	36,526
1	BEVERAGES AND TOBACCO	25,993	1,225,724	1,225,724
2	CRUDE MATERIALS, INEDIBLE, EXCEPT FUELS	0	5,081	5,081
5	CHEMICALS AND RELATED PRODUCTS, N.E.S	0	14,021	50,078
6	MANUFACTURED GOODS CLASSIFIED CHIEFLY BY MATERIAL	165	34,434	40,650
7	MACHINERY AND TRANSPORT EQUIPMENT	85,364	20,040	266,641
8	MISCELLANEOUS MANUFACTURED ARTICLES	1,035	356,784	436,750
9	COMMODITIES & TRANSACTIONS NOT CLASSIFIED ACCORDING TO KIND	1,000	0	20,000
<b>KOREA,REPUBLIC OF.....</b>		<b>1861547</b>	<b>0</b>	<b>151,905</b>
2	CRUDE MATERIALS, INEDIBLE, EXCEPT FUELS	35	0	0
5	CHEMICALS AND RELATED PRODUCTS, N.E.S	55,210	0	0
6	MANUFACTURED GOODS CLASSIFIED CHIEFLY BY MATERIAL	481,479	0	0
7	MACHINERY AND TRANSPORT EQUIPMENT	1,110,262	0	151,905
8	MISCELLANEOUS MANUFACTURED ARTICLES	214,561	0	0
<b>KUWAIT.....</b>		<b>0</b>	<b>0</b>	<b>8,000</b>
9	COMMODITIES & TRANSACTIONS NOT CLASSIFIED ACCORDING TO KIND	0	0	8,000
<b>CAYMAN ISLANDS.....</b>		<b>7,968</b>	<b>0</b>	<b>44,418</b>
5	CHEMICALS AND RELATED PRODUCTS, N.E.S	0	0	8,440
6	MANUFACTURED GOODS CLASSIFIED CHIEFLY BY MATERIAL	3,530	0	0
8	MISCELLANEOUS MANUFACTURED ARTICLES	4,438	0	27,978
9	COMMODITIES & TRANSACTIONS NOT CLASSIFIED ACCORDING TO KIND	0	0	8,000
<b>SRI LANKA.....</b>		<b>231,230</b>	<b>0</b>	<b>0</b>
0	FOOD & LIVE ANIMALS	49,581	0	0
2	CRUDE MATERIALS, INEDIBLE, EXCEPT FUELS	5,390	0	0
6	MANUFACTURED GOODS CLASSIFIED CHIEFLY BY MATERIAL	54	0	0
8	MISCELLANEOUS MANUFACTURED ARTICLES	176,205	0	0
<b>LESOTHO.....</b>		<b>74,836</b>	<b>0</b>	<b>0</b>
0	FOOD & LIVE ANIMALS	40,258	0	0
5	CHEMICALS AND RELATED PRODUCTS, N.E.S	4,348	0	0
8	MISCELLANEOUS MANUFACTURED ARTICLES	30,230	0	0
<b>MOROCCO.....</b>		<b>562</b>	<b>0</b>	<b>0</b>
5	CHEMICALS AND RELATED PRODUCTS, N.E.S	16	0	0
8	MISCELLANEOUS MANUFACTURED ARTICLES	546	0	0

**Table 5 (cont'd)**

Principal Partners and S.I.TC Section		Imports (\$EC)	Dom Exports (\$EC)	TOT Exports (\$EC)
<b>MACAU.....</b>		<b>1,374</b>	<b>0</b>	<b>0</b>
8	MISCELLANEOUS MANUFACTURED ARTICLES	1,374	0	0
<b>MARTINIQUE.....</b>		<b>4,177,990</b>	<b>1,229,794</b>	<b>2,704,891</b>
0	FOOD & LIVE ANIMALS	565,029	46,230	51,179
1	BEVERAGES AND TOBACCO	166,770	3,185	45,175
2	CRUDE MATERIALS, INEDIBLE, EXCEPT FUELS	2,496,166	100	8,880
3	MINERAL FUELS,LUBRICANTS AND RELATED MATERIALS	0	0	78,882
4	ANIMAL AND VEGETABLE OILS, FATS, ANS WAXES	0	446	446
5	CHEMICALS AND RELATED PRODUCTS, N.E.S	39,858	50,936	583,113
6	MANUFACTURED GOODS CLASSIFIED CHIEFLY BY MATERIAL	472,415	187,538	244,072
7	MACHINERY AND TRANSPORT EQUIPMENT	347,780	94,969	459,448
8	MISCELLANEOUS MANUFACTURED ARTICLES	86,127	846,390	1,156,696
9	COMMODITIES & TRANSACTIONS NOT CLASSIFIED ACCORDING TO KIND	3,845	0	77,000
<b>MONTSERRAT.....</b>		<b>90,000</b>	<b>248,532</b>	<b>319,132</b>
0	FOOD & LIVE ANIMALS	0	20,161	20,161
1	BEVERAGES AND TOBACCO	0	128,140	128,140
2	CRUDE MATERIALS, INEDIBLE, EXCEPT FUELS	0	240	240
5	CHEMICALS AND RELATED PRODUCTS, N.E.S	0	13,381	15,897
6	MANUFACTURED GOODS CLASSIFIED CHIEFLY BY MATERIAL	0	15,758	56,641
7	MACHINERY AND TRANSPORT EQUIPMENT	90,000	70,852	90,852
8	MISCELLANEOUS MANUFACTURED ARTICLES	0	0	7,201
<b>MALTA.....</b>		<b>28</b>	<b>230</b>	<b>230</b>
5	CHEMICALS AND RELATED PRODUCTS, N.E.S	0	230	230
8	MISCELLANEOUS MANUFACTURED ARTICLES	28	0	0
<b>MALAWI.....</b>		<b>2,638</b>	<b>0</b>	<b>0</b>
5	CHEMICALS AND RELATED PRODUCTS, N.E.S	2,638	0	0
<b>MEXICO.....</b>		<b>5,824,539</b>	<b>0</b>	<b>0</b>
0	FOOD & LIVE ANIMALS	426,316	0	0
1	BEVERAGES AND TOBACCO	25,105	0	0
2	CRUDE MATERIALS, INEDIBLE, EXCEPT FUELS	60,608	0	0
4	ANIMAL AND VEGETABLE OILS, FATS, ANS WAXES	5,592	0	0
5	CHEMICALS AND RELATED PRODUCTS, N.E.S	1,431,777	0	0
6	MANUFACTURED GOODS CLASSIFIED CHIEFLY BY MATERIAL	969,417	0	0
7	MACHINERY AND TRANSPORT EQUIPMENT	1,399,121	0	0
8	MISCELLANEOUS MANUFACTURED ARTICLES	1,506,603	0	0

**Table 5 (cont'd)**

Principal Partners and S.I.T.C Section		Imports (\$EC)	Dom Exports (\$EC)	TOT Exports (\$EC)
<b>MALAYSIA.....</b>		<b>671,978</b>	<b>0</b>	<b>0</b>
0	FOOD & LIVE ANIMALS	1,519	0	0
5	CHEMICALS AND RELATED PRODUCTS, N.E.S	285	0	0
6	MANUFACTURED GOODS CLASSIFIED CHIEFLY BY MATERIAL	58,451	0	0
7	MACHINERY AND TRANSPORT EQUIPMENT	163,190	0	0
8	MISCELLANEOUS MANUFACTURED ARTICLES	423,670	0	0
<b>NAMIBIA.....</b>		<b>24,863</b>	<b>0</b>	<b>0</b>
8	MISCELLANEOUS MANUFACTURED ARTICLES	24,863	0	0
<b>NIGERIA.....</b>		<b>31,005</b>	<b>0</b>	<b>0</b>
5	CHEMICALS AND RELATED PRODUCTS, N.E.S	31,005	0	0
<b>NICARAGUA.....</b>		<b>5,646</b>	<b>0</b>	<b>0</b>
8	MISCELLANEOUS MANUFACTURED ARTICLES	5,646	0	0
<b>NETHERLANDS.....</b>		<b>9,796,952</b>	<b>87,039</b>	<b>94,291</b>
0	FOOD & LIVE ANIMALS	3,269,982	0	0
1	BEVERAGES AND TOBACCO	90,865	183	183
2	CRUDE MATERIALS, INEDIBLE, EXCEPT FUELS	13,358	0	0
3	MINERAL FUELS,LUBRICANTS AND RELATED MATERIALS	178	0	0
4	ANIMAL AND VEGETABLE OILS, FATS, ANS WAXES	81,700	0	0
5	CHEMICALS AND RELATED PRODUCTS, N.E.S	1,146,269	0	0
6	MANUFACTURED GOODS CLASSIFIED CHIEFLY BY MATERIAL	3,724,945	0	20
7	MACHINERY AND TRANSPORT EQUIPMENT	703,496	3,850	8,979
8	MISCELLANEOUS MANUFACTURED ARTICLES	763,311	83,006	85,109
9	COMMODITIES & TRANSACTIONS NOT CLASSIFIED ACCORDING TO KIND	2,848	0	0
<b>NORWAY.....</b>		<b>1,856,531</b>	<b>0</b>	<b>38,037</b>
0	FOOD & LIVE ANIMALS	1,082,876	0	0
2	CRUDE MATERIALS, INEDIBLE, EXCEPT FUELS	11,998	0	0
4	ANIMAL AND VEGETABLE OILS, FATS, ANS WAXES	52,654	0	0
5	CHEMICALS AND RELATED PRODUCTS, N.E.S	3,561	0	0
6	MANUFACTURED GOODS CLASSIFIED CHIEFLY BY MATERIAL	55,596	0	0
7	MACHINERY AND TRANSPORT EQUIPMENT	631,197	0	38,037
8	MISCELLANEOUS MANUFACTURED ARTICLES	18,649	0	0

**Table 5 (cont'd)**

Principal Partners and S.I.T.C Section		Imports (\$EC)	Dom Exports (\$EC)	TOT Exports (\$EC)
<b>NEW ZEALAND.....</b>		<b>3,662,098</b>	<b>0</b>	<b>0</b>
0	FOOD & LIVE ANIMALS	3,639,244	0	0
1	BEVERAGES AND TOBACCO	7,515	0	0
2	CRUDE MATERIALS, INEDIBLE, EXCEPT FUELS	4,824	0	0
5	CHEMICALS AND RELATED PRODUCTS, N.E.S	913	0	0
6	MANUFACTURED GOODS CLASSIFIED CHIEFLY BY MATERIAL	1,803	0	0
7	MACHINERY AND TRANSPORT EQUIPMENT	4,084	0	0
8	MISCELLANEOUS MANUFACTURED ARTICLES	3,715	0	0
<b>PANAMA.....</b>		<b>3,431,007</b>	<b>0</b>	<b>17,189</b>
0	FOOD & LIVE ANIMALS	50,484	0	0
1	BEVERAGES AND TOBACCO	0	0	206
2	CRUDE MATERIALS, INEDIBLE, EXCEPT FUELS	9,457	0	0
3	MINERAL FUELS,LUBRICANTS AND RELATED MATERIALS	0	0	16,983
5	CHEMICALS AND RELATED PRODUCTS, N.E.S	282,128	0	0
6	MANUFACTURED GOODS CLASSIFIED CHIEFLY BY MATERIAL	98,879	0	0
7	MACHINERY AND TRANSPORT EQUIPMENT	145,250	0	0
8	MISCELLANEOUS MANUFACTURED ARTICLES	2,844,809	0	0
<b>PERU.....</b>		<b>209,211</b>	<b>0</b>	<b>0</b>
0	FOOD & LIVE ANIMALS	126,899	0	0
5	CHEMICALS AND RELATED PRODUCTS, N.E.S	75,963	0	0
6	MANUFACTURED GOODS CLASSIFIED CHIEFLY BY MATERIAL	3,132	0	0
8	MACHINERY AND TRANSPORT EQUIPMENT	3,217	0	0
<b>PHILIPPINES.....</b>		<b>189,519</b>	<b>0</b>	<b>0</b>
5	CHEMICALS AND RELATED PRODUCTS, N.E.S	17,897	0	0
6	MANUFACTURED GOODS CLASSIFIED CHIEFLY BY MATERIAL	4,912	0	0
7	MACHINERY AND TRANSPORT EQUIPMENT	93,187	0	0
8	MISCELLANEOUS MANUFACTURED ARTICLES	73,523	0	0
<b>PAKISTAN.....</b>		<b>1,167,212</b>	<b>0</b>	<b>0</b>
2	CRUDE MATERIALS, INEDIBLE, EXCEPT FUELS	100,551	0	0
6	MANUFACTURED GOODS CLASSIFIED CHIEFLY BY MATERIAL	1,022,210	0	0
8	MACHINERY AND TRANSPORT EQUIPMENT	44,451	0	0
<b>POLAND.....</b>		<b>13,622</b>	<b>0</b>	<b>0</b>
7	MACHINERY AND TRANSPORT EQUIPMENT	13,103	0	0
8	MISCELLANEOUS MANUFACTURED ARTICLES	519	0	0

**Table 5 (cont'd)**

Principal Partners and S.I.T.C Section		Imports (\$EC)	Dom Exports (\$EC)	TOT Exports (\$EC)
<b>PUERTO RICO.....</b>		<b>6,421,542</b>	<b>11,340</b>	<b>261,109</b>
0	FOOD & LIVE ANIMALS	1,185,423	0	0
1	BEVERAGES AND TOBACCO	468,973	0	0
2	CRUDE MATERIALS, INEDIBLE, EXCEPT FUELS	1,491	0	0
3	MINERAL FUELS,LUBRICANTS AND RELATED MATERIALS	3,924	0	0
4	ANIMAL AND VEGETABLE OILS, FATS, ANS WAXES	32,010	7,634	7,634
5	CHEMICALS AND RELATED PRODUCTS, N.E.S	2,331,965	0	31,777
6	MANUFACTURED GOODS CLASSIFIED CHIEFLY BY MATERIAL	856,248	0	156,245
7	MACHINERY AND TRANSPORT EQUIPMENT	990,428	3,706	32,665
8	MISCELLANEOUS MANUFACTURED ARTICLES	549,518	0	32,788
9	COMMODITIES & TRANSACTIONS NOT CLASSIFIED ACCORDING TO KIND	1,562	0	0
<b>PORTUGAL AND AZORES.....</b>		<b>117,585</b>	<b>0</b>	<b>0</b>
1	BEVERAGES AND TOBACCO	15,005	0	0
5	CHEMICALS AND RELATED PRODUCTS, N.E.S	2,321	0	0
6	MANUFACTURED GOODS CLASSIFIED CHIEFLY BY MATERIAL	89,160	0	0
7	MACHINERY AND TRANSPORT EQUIPMENT	805	0	0
8	MISCELLANEOUS MANUFACTURED ARTICLES	10,294	0	0
<b>CURACAO.....</b>		<b>1,018,727</b>	<b>257,743</b>	<b>311,225</b>
0	FOOD & LIVE ANIMALS	4,122	5	5
1	BEVERAGES AND TOBACCO	271,810	0	0
2	CRUDE MATERIALS, INEDIBLE, EXCEPT FUELS	0	0	114
3	MINERAL FUELS,LUBRICANTS AND RELATED MATERIALS	173,837	0	1,002
5	CHEMICALS AND RELATED PRODUCTS, N.E.S	86,302	0	5,900
6	MANUFACTURED GOODS CLASSIFIED CHIEFLY BY MATERIAL	1,022	257,743	260,188
7	MACHINERY AND TRANSPORT EQUIPMENT	2,793	0	0
8	MISCELLANEOUS MANUFACTURED ARTICLES	477,461	0	5,681
9	COMMODITIES & TRANSACTIONS NOT CLASSIFIED ACCORDING TO KIND	1,380	0	38,335

**Table 5 (cont'd)**

Principal Partners and S.I.TC Section		Imports (\$EC)	Dom Exports (\$EC)	TOT Exports (\$EC)
<b>ST.MAARTEN.....</b>		<b>264,222</b>	<b>230,601</b>	<b>343,401</b>
0	FOOD & LIVE ANIMALS	0	151,911	152,927
1	BEVERAGES AND TOBACCO	18,182	43,199	43,199
2	CRUDE MATERIALS, INEDIBLE, EXCEPT FUELS	49	14,876	14,876
3	MINERAL FUELS,LUBRICANTS AND RELATED MATERIALS	0	0	3,504
4	ANIMAL AND VEGETABLE OILS, FATS, ANS WAXES	62	937	937
5	CHEMICALS AND RELATED PRODUCTS, N.E.S	22,240	256	36,626
6	MANUFACTURED GOODS CLASSIFIED CHIEFLY BY MATERIAL	53,757	519	1,318
7	MACHINERY AND TRANSPORT EQUIPMENT	27,632	600	28,982
8	MISCELLANEOUS MANUFACTURED ARTICLES	140,942	18,303	22,697
9	COMMODITIES & TRANSACTIONS NOT CLASSIFIED ACCORDING TO KIND	1,358	0	38,335
<b>ROMANIA.....</b>		<b>47,215</b>	<b>0</b>	<b>0</b>
6	MANUFACTURED GOODS CLASSIFIED CHIEFLY BY MATERIAL	46,965	0	0
7	MACHINERY AND TRANSPORT EQUIPMENT	250	0	0
<b>SAUDI ARABIA.....</b>		<b>9,272</b>	<b>0</b>	<b>0</b>
1	BEVERAGES AND TOBACCO	1,455	0	0
5	CHEMICALS AND RELATED PRODUCTS, N.E.S	6,071	0	0
8	MISCELLANEOUS MANUFACTURED ARTICLES	1,746	0	0
<b>SEYCHELLES.....</b>		<b>400</b>	<b>0</b>	<b>0</b>
7	MACHINERY AND TRANSPORT EQUIPMENT	400	0	0
<b>SUDAN.....</b>		<b>437</b>	<b>0</b>	<b>0</b>
7	MACHINERY AND TRANSPORT EQUIPMENT	437	0	0
<b>SWEDEN.....</b>		<b>14,256,892</b>	<b>0</b>	<b>53,345</b>
0	FOOD & LIVE ANIMALS	4,025	0	0
1	BEVERAGES AND TOBACCO	31,416	0	0
5	CHEMICALS AND RELATED PRODUCTS, N.E.S	23,455	0	0
6	MANUFACTURED GOODS CLASSIFIED CHIEFLY BY MATERIAL	785,628	0	0
7	MACHINERY AND TRANSPORT EQUIPMENT	13,191,979	0	0
8	MISCELLANEOUS MANUFACTURED ARTICLES	220,389	0	53,345
<b>SINGAPORE.....</b>		<b>975,679</b>	<b>0</b>	<b>0</b>
0	FOOD & LIVE ANIMALS	109,372	0	0
5	CHEMICALS AND RELATED PRODUCTS, N.E.S	1,595	0	0
6	MANUFACTURED GOODS CLASSIFIED CHIEFLY BY MATERIAL	254	0	0
7	MACHINERY AND TRANSPORT EQUIPMENT	689,924	0	0
8	MISCELLANEOUS MANUFACTURED ARTICLES	174,534	0	0

**Table 5 (cont'd)**

Principal Partners and S.I.T.C Section		Imports (\$EC)	Dom Exports (\$EC)	TOT Exports (\$EC)
<b>SIERRA LEONE.....</b>		<b>19,887</b>	<b>0</b>	<b>0</b>
8	MISCELLANEOUS MANUFACTURED ARTICLES	19,887	0	0
<b>SURINAME.....</b>		<b>39,247</b>	<b>39,719</b>	<b>39,719</b>
0	FOOD & LIVE ANIMALS	39,247	0	0
6	MANUFACTURED GOODS CLASSIFIED CHIEFLY BY MATERIAL	0	39,719	39,719
<b>SAO TOME AND PRINCIPE.....</b>		<b>0</b>	<b>0</b>	<b>4,618</b>
6	MANUFACTURED GOODS CLASSIFIED CHIEFLY BY MATERIAL	0	0	543
7	MACHINERY AND TRANSPORT EQUIPMENT	0	0	4,075
<b>UNION OF SOVIET SOCIALISTS REP.....</b>		<b>12,711</b>	<b>0</b>	<b>0</b>
2	CRUDE MATERIALS, INEDIBLE, EXCEPT FUELS	21	0	0
6	MANUFACTURED GOODS CLASSIFIED CHIEFLY BY MATERIAL	12,079	0	0
7	MACHINERY AND TRANSPORT EQUIPMENT	544	0	0
8	MISCELLANEOUS MANUFACTURED ARTICLES	67	0	0
<b>EL SAVADOR.....</b>		<b>128,901</b>	<b>0</b>	<b>0</b>
5	CHEMICALS AND RELATED PRODUCTS, N.E.S	76,508	0	0
6	MANUFACTURED GOODS CLASSIFIED CHIEFLY BY MATERIAL	7,475	0	0
8	MISCELLANEOUS MANUFACTURED ARTICLES	44,918	0	0
<b>SYRIAN ARAB REPUBLIC.....</b>		<b>70,975</b>	<b>0</b>	<b>0</b>
5	CHEMICALS AND RELATED PRODUCTS, N.E.S	10,213	0	0
6	MANUFACTURED GOODS CLASSIFIED CHIEFLY BY MATERIAL	24,528	0	0
7	MACHINERY AND TRANSPORT EQUIPMENT	1,675	0	0
8	MISCELLANEOUS MANUFACTURED ARTICLES	34,559	0	0
<b>SWAZILAND.....</b>		<b>656,057</b>	<b>0</b>	<b>0</b>
1	BEVERAGES AND TOBACCO	32,527	0	0
5	CHEMICALS AND RELATED PRODUCTS, N.E.S	72,176	0	0
6	MANUFACTURED GOODS CLASSIFIED CHIEFLY BY MATERIAL	5,859	0	0
8	MISCELLANEOUS MANUFACTURED ARTICLES	545,495	0	0
<b>TUKS AND CAICOS ISLANDS.....</b>		<b>0</b>	<b>0</b>	<b>41,043</b>
5	CHEMICALS AND RELATED PRODUCTS, N.E.S	0	0	26,043
9	COMMODITIES & TRANSACTIONS NOT CLASSIFIED ACCORDING TO KIND	0	0	15,000

Table 5 (cont'd)

Principal Partners and S.I.T.C Section		Imports (\$EC)	Dom Exports (\$EC)	TOT Exports (\$EC)
<b>THAILAND.....</b>		<b>4,319,346</b>	<b>0</b>	<b>0</b>
0	FOOD & LIVE ANIMALS	3,001,780	0	0
5	CHEMICALS AND RELATED PRODUCTS, N.E.S	11,041	0	0
6	MANUFACTURED GOODS CLASSIFIED CHIEFLY BY MATERIAL	236,725	0	0
7	MACHINERY AND TRANSPORT EQUIPMENT	545,253	0	0
8	MISCELLANEOUS MANUFACTURED ARTICLES	524,547	0	0
<b>TOKELEAU.....</b>		<b>3,369</b>	<b>0</b>	<b>0</b>
7	MACHINERY AND TRANSPORT EQUIPMENT	3,369	0	0
<b>TUNISIA.....</b>		<b>429</b>	<b>0</b>	<b>0</b>
8	MISCELLANEOUS MANUFACTURED ARTICLES	429	0	0
<b>TURKEY.....</b>		<b>133,606</b>	<b>0</b>	<b>0</b>
0	FOOD & LIVE ANIMALS	277	0	0
1	BEVERAGES AND TOBACCO	206	0	0
5	CHEMICALS AND RELATED PRODUCTS, N.E.S	37,135	0	0
6	MANUFACTURED GOODS CLASSIFIED CHIEFLY BY MATERIAL	41,585	0	0
7	MACHINERY AND TRANSPORT EQUIPMENT	49,408	0	0
8	MISCELLANEOUS MANUFACTURED ARTICLES	4,995	0	0
<b>TRINIDAD AND TOBAGO.....</b>		<b>128,760,041</b>	<b>4,712,212</b>	<b>19,619,495</b>
0	FOOD & LIVE ANIMALS	18,469,053	18,362	38,093
1	BEVERAGES AND TOBACCO	8,481,634	1,444,355	1,444,355
2	CRUDE MATERIALS, INEDIBLE, EXCEPT FUELS	471,186	4,726	48,193
3	MINERAL FUELS,LUBRICANTS AND RELATED MATERIALS	58,807,457	0	11,666,021
4	ANIMAL AND VEGETABLE OILS, FATS, ANS WAXES	1,528	112,973	112,973
5	CHEMICALS AND RELATED PRODUCTS, N.E.S	7,942,330	159,939	174,386
6	MANUFACTURED GOODS CLASSIFIED CHIEFLY BY MATERIAL	22,224,204	2,930,768	3,967,950
7	MACHINERY AND TRANSPORT EQUIPMENT	2,389,828	20,461	1,678,425
8	MISCELLANEOUS MANUFACTURED ARTICLES	9,972,821	20,628	72,872
9	COMMODITIES & TRANSACTIONS NOT CLASSIFIED ACCORDING TO KIND	0	0	416,227
<b>TAIWAN.....</b>		<b>1,902,151</b>	<b>0</b>	<b>4,100</b>
3	MINERAL FUELS,LUBRICANTS AND RELATED MATERIALS	0	0	4,100
5	CHEMICALS AND RELATED PRODUCTS, N.E.S	36,749	0	0
6	MANUFACTURED GOODS CLASSIFIED CHIEFLY BY MATERIAL	1,296,139	0	0
7	MACHINERY AND TRANSPORT EQUIPMENT	356,480	0	0
8	MISCELLANEOUS MANUFACTURED ARTICLES	212,783		

**Table 5 (cont'd)**

Principal Partners and S.I.T.C Section		Imports (\$EC)	Dom Exports (\$EC)	TOT Exports (\$EC)
<b>TANZANIA.....</b>		<b>3,889</b>	<b>0</b>	<b>0</b>
6	MANUFACTURED GOODS CLASSIFIED CHIEFLY BY MATERIAL	3,638	0	0
8	MISCELLANEOUS MANUFACTURED ARTICLES	251	0	0
<b>U.S. MINOR OUTLYING ISLANDS.....</b>		<b>7,064</b>	<b>500</b>	<b>500</b>
0	FOOD & LIVE ANIMALS	0	500	500
5	CHEMICALS AND RELATED PRODUCTS, N.E.S	7,064	0	0
<b>UNITED STATES.....</b>		<b>274,185,240</b>	<b>13,164,889</b>	<b>33,530,291</b>
0	FOOD & LIVE ANIMALS	60,247,624	1,229,507	1,268,868
1	BEVERAGES AND TOBACCO	5,930,468	192,025	192,746
2	CRUDE MATERIALS, INEDIBLE, EXCEPT FUELS	10,625,453	200	8,073
3	MINERAL FUELS,LUBRICANTS AND RELATED MATERIALS	1,574,411	0	185,905
4	ANIMAL AND VEGETABLE OILS, FATS, ANS WAXES	621,211	2,690	2,690
5	CHEMICALS AND RELATED PRODUCTS, N.E.S	27,995,594	10,151	135,079
6	MANUFACTURED GOODS CLASSIFIED CHIEFLY BY MATERIAL	59,55,068	37,275	2,986,529
7	MACHINERY AND TRANSPORT EQUIPMENT	96,064,607	6,644,353	21,501,925
8	MISCELLANEOUS MANUFACTURED ARTICLES	71,017,700	5,042,594	6,717,980
9	COMMODITIES & TRANSACTIONS NOT CLASSIFIED ACCORDING TO KIND	108,172	6,094	530,496
<b>URAGUAY.....</b>		<b>50,458</b>	<b>0</b>	<b>0</b>
6	MANUFACTURED GOODS CLASSIFIED CHIEFLY BY MATERIAL	8,655	0	0
8	MISCELLANEOUS MANUFACTURED ARTICLES	41,803	0	0
<b>ST.VINCENT AND GRENADINE.....</b>		<b>6,089,484</b>	<b>2,803,862</b>	<b>4,679,593</b>
0	FOOD & LIVE ANIMALS	3,440,189	141,353	226,984
1	BEVERAGES AND TOBACCO	158,416	1,779,819	1,792,573
2	CRUDE MATERIALS, INEDIBLE, EXCEPT FUELS	103,795	35,633	42,133
3	MINERAL FUELS,LUBRICANTS AND RELATED MATERIALS	3,306	0	83,420
5	CHEMICALS AND RELATED PRODUCTS, N.E.S	90,070	139,556	169,907
6	MANUFACTURED GOODS CLASSIFIED CHIEFLY BY MATERIAL	238,960	181,581	227,982
7	MACHINERY AND TRANSPORT EQUIPMENT	1,930,883	168,065	793,518
8	MISCELLANEOUS MANUFACTURED ARTICLES	123,865	357,735	1,069,996
9	COMMODITIES & TRANSACTIONS NOT CLASSIFIED ACCORDING TO KIND	0	120	273,080

**Table 5 (cont'd)**

Principal Partners and S.I.T.C Section		Imports (\$EC)	Dom Exports (\$EC)	TOT Exports (\$EC)
<b>VENEZUELA.....</b>		<b>7,834,210</b>	<b>263,040</b>	<b>263,040</b>
0	FOOD & LIVE ANIMALS	855,271	0	0
1	BEVERAGES AND TOBACCO	30,077	0	0
2	CRUDE MATERIALS, INEDIBLE, EXCEPT FUELS	0	260,040	260,040
5	CHEMICALS AND RELATED PRODUCTS, N.E.S	93,914	0	0
6	MANUFACTURED GOODS CLASSIFIED CHIEFLY BY MATERIAL	6,493,156	0	0
8	MISCELLANEOUS MANUFACTURED ARTICLES	361,792	0	0
9	COMMODITIES & TRANSACTIONS NOT CLASSIFIED ACCORDING TO KIND	0	3,000	3,000
<b>BRITISH VIRGIN ISLANDS.....</b>		<b>82,003</b>	<b>53,955</b>	<b>60,264</b>
0	FOOD & LIVE ANIMALS	0	19,665	19,665
1	BEVERAGES AND TOBACCO	0	1,348	1,348
5	CHEMICALS AND RELATED PRODUCTS, N.E.S	0	2,095	2,095
6	MANUFACTURED GOODS CLASSIFIED CHIEFLY BY MATERIAL	4,809	10,361	10,361
7	MACHINERY AND TRANSPORT EQUIPMENT	77,114	19,065	19,065
8	MISCELLANEOUS MANUFACTURED ARTICLES	80	1,421	7,730
<b>UNITED STATES VIRGIN ISLANDS.....</b>		<b>23,054,610</b>	<b>222,283</b>	<b>339,828</b>
0	FOOD & LIVE ANIMALS	209	127,448	131,187
1	BEVERAGES AND TOBACCO	456	34,204	34,859
2	CRUDE MATERIALS, INEDIBLE, EXCEPT FUELS	1,804	510	670
3	MINERAL FUELS,LUBRICANTS AND RELATED MATERIALS	22,848,494	5	5
4	ANIMAL AND VEGETABLE OILS, FATS, ANS WAXES	0	477	567
5	CHEMICALS AND RELATED PRODUCTS, N.E.S	1,313	865	74,276
6	MANUFACTURED GOODS CLASSIFIED CHIEFLY BY MATERIAL	1,319	34,577	39,007
7	MACHINERY AND TRANSPORT EQUIPMENT	152,728	3,431	6,216
8	MISCELLANEOUS MANUFACTURED ARTICLES	48,287	20,766	31,866
9	COMMODITIES & TRANSACTIONS NOT CLASSIFIED ACCORDING TO KIND	0	0	21,175
<b>VIETNAM.....</b>		<b>57,236</b>	<b>0</b>	<b>0</b>
5	CHEMICALS AND RELATED PRODUCTS, N.E.S	590	0	0
7	MACHINERY AND TRANSPORT EQUIPMENT	704	0	0
8	MISCELLANEOUS MANUFACTURED ARTICLES	55,942	0	0

**Table 5 (cont'd)**

Principal Partners and S.I.T.C Section		Imports (\$EC)	Dom Exports (\$EC)	TOT Exports (\$EC)
<b>SOUTH AFRICA.....</b>		<b>636,420</b>	<b>0</b>	<b>200</b>
1	BEVERAGES AND TOBACCO	167,790	0	0
5	CHEMICALS AND RELATED PRODUCTS, N.E.S	209,314	0	0
6	MANUFACTURED GOODS CLASSIFIED CHIEFLY BY MATERIAL	61,789	0	0
7	MACHINERY AND TRANSPORT EQUIPMENT	131,987	0	0
8	MISCELLANEOUS MANUFACTURED ARTICLES	65,540	0	0
9	COMMODITIES & TRANSACTIONS NOT CLASSIFIED ACCORDING TO KIND	0	0	200
<b>TOTAL</b>		<b>849,453,108</b>	<b>115,857,043</b>	<b>167,480,080</b>

**DIRECTION OF TRADE**  
**VALUE OF IMPORTS, DOMESTIC EXPORTS AND TOTAL EXPORTS ANALYSIS BY PRINCIPAL PARTNER AND S.I.T.C**  
**SECTION 2003**

Table 6

Principal Partners and S.I.T.C Section		Imports (\$EC)	Dom Exports (\$EC)	TOT Exports (\$EC)
<b>ANDORRA.....</b>		<b>1,384</b>	<b>0</b>	<b>0</b>
7	MACHINERY AND TRANSPORT EQUIPMENT	1,384	0	0
<b>UNITED ARAB EMIRATES.....</b>		<b>51,344</b>	<b>0</b>	<b>0</b>
0	FOOD & LIVE ANIMALS	44,327	0	0
6	MANUFACTURED GOODS CLASSIFIED CHIEFLY BY MATERIAL	6,502	0	0
7	MACHINERY AND TRANSPORT EQUIPMENT	515	0	0
<b>ANTIGUA AND BARBUDA.....</b>		<b>4,024,136</b>	<b>1,211,119</b>	<b>1,949,297</b>
0	FOOD & LIVE ANIMALS	2,203,761	42,683	45,054
1	BEVERAGES AND TOBACCO	326,541	861,088	864,002
2	CRUDE MATERIALS, INEDIBLE, EXCEPT FUELS	872,666	3,298	3,298
5	CHEMICALS AND RELATED PRODUCTS, N.E.S	293,469	32,539	49,232
6	MANUFACTURED GOODS CLASSIFIED CHIEFLY BY MATERIAL	145,752	69,029	92,834
7	MACHINERY AND TRANSPORT EQUIPMENT	19,862	33,049	386,349
8	MISCELLANEOUS MANUFACTURED ARTICLES	158,421	169,433	325,976
9	COMMODITIES & TRANSACTIONS NOT CLASSIFIED ACCORDING TO KIND	3,664	0	182,552
<b>ANGUILLA.....</b>		<b>23</b>	<b>237,689</b>	<b>360,797</b>
0	FOOD & LIVE ANIMALS	0	12,422	12,422
1	BEVERAGES AND TOBACCO	0	12,610	12,610
2	CRUDE MATERIALS, INEDIBLE, EXCEPT FUELS	0	137,431	137,431
3	MINERAL FUELS,LUBRICANTS AND RELATED MATERIALS	0	0	14,550
6	MANUFACTURED GOODS CLASSIFIED CHIEFLY BY MATERIAL	0	14,478	14,978
7	MACHINERY AND TRANSPORT EQUIPMENT	0	53,029	159,590
8	MISCELLANEOUS MANUFACTURED ARTICLES	0	7,719	9,216
9	COMMODITIES & TRANSACTIONS NOT CLASSIFIED ACCORDING TO KIND	23	0	0
<b>ALBANIA.....</b>		<b>460</b>	<b>3,280</b>	<b>3,280</b>
5	CHEMICALS AND RELATED PRODUCTS, N.E.S	0	3,280	3,280
8	MISCELLANEOUS MANUFACTURED ARTICLES	460	0	0

Table 6 (cont'd)

Principal Partners and S.I.T.C Section		Imports (\$EC)	Dom Exports (\$EC)	TOT Exports (\$EC)
<b>BOAIRE/SABA/ST.EUSTATIUS.....</b>		<b>793</b>	<b>0</b>	<b>27,373</b>
8	MISCELLANEOUS MANUFACTURED ARTICLES	793	0	27,373
<b>ARGENTINA.....</b>		<b>3,404,432</b>	<b>0</b>	<b>0</b>
0	FOOD & LIVE ANIMALS	3,212,055	0	0
1	BEVERAGES AND TOBACCO	112,409	0	0
5	CHEMICALS AND RELATED PRODUCTS, N.E.S	18,397	0	0
6	MANUFACTURED GOODS CLASSIFIED CHIEFLY BY MATERIAL	61,571	0	0
<b>AMERICAN SAMOA.....</b>		<b>18</b>	<b>0</b>	<b>0</b>
9	COMMODITIES & TRANSACTIONS NOT CLASSIFIED ACCORDING TO KIND	18	0	0
<b>AUSTRIA.....</b>		<b>5,666,193</b>	<b>0</b>	<b>0</b>
5	CHEMICALS AND RELATED PRODUCTS, N.E.S	126,186	0	0
6	MANUFACTURED GOODS CLASSIFIED CHIEFLY BY MATERIAL	45,291	0	0
7	MACHINERY AND TRANSPORT EQUIPMENT	5,422,397	0	0
8	MISCELLANEOUS MANUFACTURED ARTICLES	72,099	0	0
9	COMMODITIES & TRANSACTIONS NOT CLASSIFIED ACCORDING TO KIND	220	0	0
<b>AUSTRALIA.....</b>		<b>7,416,694</b>	<b>0</b>	<b>0</b>
0	FOOD & LIVE ANIMALS	2,925,346	0	0
1	BEVERAGES AND TOBACCO	64,946	0	0
2	CRUDE MATERIALS, INEDIBLE, EXCEPT FUELS	16,427	0	0
5	CHEMICALS AND RELATED PRODUCTS, N.E.S	16,122	0	0
6	MANUFACTURED GOODS CLASSIFIED CHIEFLY BY MATERIAL	4,335,709	0	0
7	MACHINERY AND TRANSPORT EQUIPMENT	21,081	0	0
8	MISCELLANEOUS MANUFACTURED ARTICLES	37,063	0	0
<b>ARUBA.....</b>		<b>13,089</b>	<b>0</b>	<b>16,261</b>
6	MANUFACTURED GOODS CLASSIFIED CHIEFLY BY MATERIAL	0	0	300
7	MACHINERY AND TRANSPORT EQUIPMENT	12,989	0	0
8	MISCELLANEOUS MANUFACTURED ARTICLES	0	0	15,961
9	COMMODITIES & TRANSACTIONS NOT CLASSIFIED ACCORDING TO KIND	100	0	0

Table 6 (cont'd)

Principal Partners and S.I.T.C Section		Imports (\$EC)	Dom Exports (\$EC)	TOT Exports (\$EC)
<b>BARBADOS.....</b>		<b>24,024,364</b>	<b>11,270,509</b>	<b>14,152,355</b>
0	FOOD & LIVE ANIMALS	9,679,669	1,696,041	1,699,648
1	BEVERAGES AND TOBACCO	2,116,458	7,885,688	7,891,064
2	CRUDE MATERIALS, INEDIBLE, EXCEPT FUELS	74,323	101,875	101,875
3	MINERAL FUELS,LUBRICANTS AND RELATED MATERIALS	5,575	0	1,191,070
4	ANIMAL AND VEGETABLE OILS, FATS, ANS WAXES	162,716	3,229	3,229
5	CHEMICALS AND RELATED PRODUCTS, N.E.S	4,282,981	157,915	721,740
6	MANUFACTURED GOODS CLASSIFIED CHIEFLY BY MATERIAL	5,134,896	849,610	1,116,264
7	MACHINERY AND TRANSPORT EQUIPMENT	204,078	36,127	659,707
8	MISCELLANEOUS MANUFACTURED ARTICLES	2,362,207	540,024	606,666
9	COMMODITIES & TRANSACTIONS NOT CLASSIFIED ACCORDING TO KIND	1,461	0	161,092
<b>BANGLADESH.....</b>		<b>180,046</b>	<b>84,667</b>	<b>84,667</b>
0	FOOD & LIVE ANIMALS	1,839	84,667	84,667
1	BEVERAGES AND TOBACCO	40,670	0	0
5	CHEMICALS AND RELATED PRODUCTS, N.E.S	86,238	0	0
6	MANUFACTURED GOODS CLASSIFIED CHIEFLY BY MATERIAL	16,713	0	0
7	MACHINERY AND TRANSPORT EQUIPMENT	239	0	0
8	MISCELLANEOUS MANUFACTURED ARTICLES	34,222	0	0
9	COMMODITIES & TRANSACTIONS NOT CLASSIFIED ACCORDING TO KIND	125	0	0
<b>BELGIUM.....</b>		<b>8,358,408</b>	<b>0</b>	<b>0</b>
0	FOOD & LIVE ANIMALS	1,702,030	0	0
5	CHEMICALS AND RELATED PRODUCTS, N.E.S	1,343,219	0	0
6	MANUFACTURED GOODS CLASSIFIED CHIEFLY BY MATERIAL	1,938,659	0	0
7	MACHINERY AND TRANSPORT EQUIPMENT	3,226,877	0	0
8	MISCELLANEOUS MANUFACTURED ARTICLES	147,623	0	0
<b>BULGARIA.....</b>		<b>36</b>	<b>0</b>	<b>0</b>
7	MACHINERY AND TRANSPORT EQUIPMENT	36	0	0
<b>BERMUDA.....</b>		<b>40</b>	<b>0</b>	<b>2,866</b>
0	FOOD & LIVE ANIMALS	0	0	60
5	CHEMICALS AND RELATED PRODUCTS, N.E.S	0	0	230
6	MANUFACTURED GOODS CLASSIFIED CHIEFLY BY MATERIAL	0	0	625
8	MISCELLANEOUS MANUFACTURED ARTICLES	0	0	1,951
9	COMMODITIES & TRANSACTIONS NOT CLASSIFIED ACCORDING TO KIND	40	0	0

Table 6 (cont'd)

Principal Partners and S.I.T.C Section		Imports (\$EC)	Dom Exports (\$EC)	TOT Exports (\$EC)
<b>BRAZIL.....</b>		<b>9,431,157</b>	<b>0</b>	<b>64,224</b>
0	FOOD & LIVE ANIMALS	1,935,693	0	0
2	CRUDE MATERIALS, INEDIBLE, EXCEPT FUELS	28,882	0	0
5	CHEMICALS AND RELATED PRODUCTS, N.E.S	396,183	0	0
6	MANUFACTURED GOODS CLASSIFIED CHIEFLY BY MATERIAL	4,729,620	0	3,810
7	MACHINERY AND TRANSPORT EQUIPMENT	1,403,379	0	60,414
8	MISCELLANEOUS MANUFACTURED ARTICLES	937,400	0	0
<b>BAHAMAS.....</b>		<b>72,857</b>	<b>2,928</b>	<b>173,304</b>
5	CHEMICALS AND RELATED PRODUCTS, N.E.S	9,683	0	0
7	MACHINERY AND TRANSPORT EQUIPMENT	0	1,908	1,908
8	MISCELLANEOUS MANUFACTURED ARTICLES	63,174	1,020	48,396
9	COMMODITIES & TRANSACTIONS NOT CLASSIFIED ACCORDING TO KIND	0	0	123,000
<b>BURMA.....</b>		<b>27</b>	<b>6,792</b>	<b>6,792</b>
5	CHEMICALS AND RELATED PRODUCTS, N.E.S	0	6,792	6,792
6	MANUFACTURED GOODS CLASSIFIED CHIEFLY BY MATERIAL	27	0	0
<b>BELIZE.....</b>		<b>185,660</b>	<b>393,853</b>	<b>393,853</b>
0	FOOD & LIVE ANIMALS	27,204	0	0
1	BEVERAGES AND TOBACCO	0	393,853	393,853
6	MANUFACTURED GOODS CLASSIFIED CHIEFLY BY MATERIAL	86,666	0	0
7	MACHINERY AND TRANSPORT EQUIPMENT	68,837	0	0
8	MISCELLANEOUS MANUFACTURED ARTICLES	2,953	0	0
<b>CANADA.....</b>		<b>27,715,643</b>	<b>404,754</b>	<b>1,235,966</b>
0	FOOD & LIVE ANIMALS	14,273,190	56,561	56,561
1	BEVERAGES AND TOBACCO	277,971	0	50
2	CRUDE MATERIALS, INEDIBLE, EXCEPT FUELS	237,546	0	0
3	MINERAL FUELS,LUBRICANTS AND RELATED MATERIALS	429	0	0
4	ANIMAL AND VEGETABLE OILS, FATS, ANS WAXES	17,450	0	0
5	CHEMICALS AND RELATED PRODUCTS, N.E.S	1,063,420	0	8,504
6	MANUFACTURED GOODS CLASSIFIED CHIEFLY BY MATERIAL	2,555,905	110	63,269
7	MACHINERY AND TRANSPORT EQUIPMENT	5,926,680	343,113	890,082
8	MISCELLANEOUS MANUFACTURED ARTICLES	3,338,882	4,970	117,804
9	COMMODITIES & TRANSACTIONS NOT CLASSIFIED ACCORDING TO KIND	24,170	0	99,696
<b>CONGO.....</b>		<b>2,000</b>	<b>0</b>	<b>0</b>
7	MACHINERY AND TRANSPORT EQUIPMENT	2,000	0	0

**Table 6 (cont'd)**

<b>Principal Partners and S.I.T.C Section</b>		<b>Imports (\$EC)</b>	<b>Dom Exports (\$EC)</b>	<b>TOT Exports (\$EC)</b>
<b>SWITZERLAND.....</b>		<b>7,506,852</b>	<b>4,926</b>	<b>10,839</b>
0	FOOD & LIVE ANIMALS	89,354	0	0
1	BEVERAGES AND TOBACCO	56,660	0	0
5	CHEMICALS AND RELATED PRODUCTS, N.E.S	351,214	0	0
6	MANUFACTURED GOODS CLASSIFIED CHIEFLY BY MATERIAL	49,372	0	0
7	MACHINERY AND TRANSPORT EQUIPMENT	464,299	0	3,901
8	MISCELLANEOUS MANUFACTURED ARTICLES	6,495,858	4,926	6,938
9	COMMODITIES & TRANSACTIONS NOT CLASSIFIED ACCORDING TO KIND	95	0	0
<b>COTE D'IVOIRE.....</b>		<b>2,503</b>	<b>0</b>	<b>0</b>
6	MANUFACTURED GOODS CLASSIFIED CHIEFLY BY MATERIAL	2,503	0	0
<b>CHILE.....</b>		<b>1,924,433</b>	<b>0</b>	<b>0</b>
0	FOOD & LIVE ANIMALS	1,005,168	0	0
1	BEVERAGES AND TOBACCO	790,981	0	0
5	CHEMICALS AND RELATED PRODUCTS, N.E.S	39,396	0	0
6	MANUFACTURED GOODS CLASSIFIED CHIEFLY BY MATERIAL	75,173	0	0
7	MACHINERY AND TRANSPORT EQUIPMENT	8,314	0	0
8	MISCELLANEOUS MANUFACTURED ARTICLES	5,401	0	0
<b>CAMEROON.....</b>		<b>21,247</b>	<b>0</b>	<b>0</b>
0	FOOD & LIVE ANIMALS	1,603	0	0
3	MINERAL FUELS,LUBRICANTS AND RELATED MATERIALS	18,480	0	0
5	CHEMICALS AND RELATED PRODUCTS, N.E.S	161	0	0
6	MANUFACTURED GOODS CLASSIFIED CHIEFLY BY MATERIAL	193	0	0
7	MACHINERY AND TRANSPORT EQUIPMENT	810	0	0
<b>CHINA.....</b>		<b>22,148,702</b>	<b>29,515</b>	<b>131,866</b>
0	FOOD & LIVE ANIMALS	359,606	0	0
1	BEVERAGES AND TOBACCO	35,038	0	0
2	CRUDE MATERIALS, INEDIBLE, EXCEPT FUELS	71,622	0	24,452
3	MINERAL FUELS,LUBRICANTS AND RELATED MATERIALS	4,147	0	0
4	ANIMAL AND VEGETABLE OILS, FATS, ANS WAXES	676	0	0
5	CHEMICALS AND RELATED PRODUCTS, N.E.S	469,302	29,344	29,344
6	MANUFACTURED GOODS CLASSIFIED CHIEFLY BY MATERIAL	4,708,958	0	12,818
7	MACHINERY AND TRANSPORT EQUIPMENT	4,399,177	0	2,065
8	MISCELLANEOUS MANUFACTURED ARTICLES	12,100,136	171	63,187
9	COMMODITIES & TRANSACTIONS NOT CLASSIFIED ACCORDING TO KIND	40	0	0

Table 6 (cont'd)

Principal Partners and S.I.T.C Section		Imports (\$EC)	Dom Exports (\$EC)	TOT Exports (\$EC)
<b>COLOMBIA.....</b>		<b>5,754,753</b>	<b>54</b>	<b>54</b>
0	FOOD & LIVE ANIMALS	800,903	0	0
1	BEVERAGES AND TOBACCO	51,020	0	0
2	CRUDE MATERIALS, INEDIBLE, EXCEPT FUELS	14,244	54	54
5	CHEMICALS AND RELATED PRODUCTS, N.E.S	880,765	0	0
6	MANUFACTURED GOODS CLASSIFIED CHIEFLY BY MATERIAL	3,052,032	0	0
7	MACHINERY AND TRANSPORT EQUIPMENT	128,157	0	0
8	MISCELLANEOUS MANUFACTURED ARTICLES	827,632	0	0
<b>COSTA RICA.....</b>		<b>3,584,083</b>	<b>0</b>	<b>78,251</b>
0	FOOD & LIVE ANIMALS	1,306,351	0	0
1	BEVERAGES AND TOBACCO	16,814	0	0
5	CHEMICALS AND RELATED PRODUCTS, N.E.S	364,326	0	0
6	MANUFACTURED GOODS CLASSIFIED CHIEFLY BY MATERIAL	684,543	0	78,251
7	MACHINERY AND TRANSPORT EQUIPMENT	491,621	0	0
8	MISCELLANEOUS MANUFACTURED ARTICLES	720,428	0	0
<b>CZECHOSLOVAKIA.....</b>		<b>187,736</b>	<b>0</b>	<b>0</b>
0	FOOD & LIVE ANIMALS	90,088	0	0
6	MANUFACTURED GOODS CLASSIFIED CHIEFLY BY MATERIAL	62,977	0	0
7	MACHINERY AND TRANSPORT EQUIPMENT	9,251	0	0
8	MISCELLANEOUS MANUFACTURED ARTICLES	25,420	0	0
<b>CUBA.....</b>		<b>80,189</b>	<b>0</b>	<b>500</b>
1	BEVERAGES AND TOBACCO	69,118	0	0
2	CRUDE MATERIALS, INEDIBLE, EXCEPT FUELS	11,071	0	0
9	COMMODITIES & TRANSACTIONS NOT CLASSIFIED ACCORDING TO KIND	0	0	500
<b>CYPRUS.....</b>		<b>6,279</b>	<b>0</b>	<b>5366</b>
5	CHEMICALS AND RELATED PRODUCTS, N.E.S	6,008	0	0
6	MANUFACTURED GOODS CLASSIFIED CHIEFLY BY MATERIAL	176	0	0
8	MISCELLANEOUS MANUFACTURED ARTICLES	95	0	5,366

Table 6 (cont'd)

Principal Partners and S.I.T.C Section		Imports (\$EC)	Dom Exports (\$EC)	TOT Exports (\$EC)
<b>FEDERAL REPUBLIC OF GERMANY.....</b>		<b>11,917,933</b>	<b>88,242</b>	<b>2,688,821</b>
0	FOOD & LIVE ANIMALS	638,435	0	0
1	BEVERAGES AND TOBACCO	858,347	0	0
2	CRUDE MATERIALS, INEDIBLE, EXCEPT FUELS	61,635	0	0
3	MINERAL FUELS,LUBRICANTS AND RELATED MATERIALS	58,413	0	587
5	CHEMICALS AND RELATED PRODUCTS, N.E.S	542,066	0	364
6	MANUFACTURED GOODS CLASSIFIED CHIEFLY BY MATERIAL	4,244,675	0	4,482
7	MACHINERY AND TRANSPORT EQUIPMENT	4,893,362	71,958	2,648,972
8	MISCELLANEOUS MANUFACTURED ARTICLES	618,550	16,284	19,416
9	COMMODITIES & TRANSACTIONS NOT CLASSIFIED ACCORDING TO KIND	2,450	0	15,000
<b>DENMARK.....</b>		<b>1,521,112</b>	<b>0</b>	<b>7,085</b>
0	FOOD & LIVE ANIMALS	862,408	0	0
1	BEVERAGES AND TOBACCO	37,519	0	0
5	CHEMICALS AND RELATED PRODUCTS, N.E.S	314,820	0	0
6	MANUFACTURED GOODS CLASSIFIED CHIEFLY BY MATERIAL	20,895	0	0
7	MACHINERY AND TRANSPORT EQUIPMENT	280,096	0	0
8	MISCELLANEOUS MANUFACTURED ARTICLES	5,374	0	7,085
<b>DOMINICA.....</b>		<b>3,850,416</b>	<b>7,475,795</b>	<b>9,611,218</b>
0	FOOD & LIVE ANIMALS	39,789	391,432	397,386
1	BEVERAGES AND TOBACCO	287,365	2,616,203	2,618,298
2	CRUDE MATERIALS, INEDIBLE, EXCEPT FUELS	7,000	30,548	31,048
3	MINERAL FUELS,LUBRICANTS AND RELATED MATERIALS	5,125	0	0
5	CHEMICALS AND RELATED PRODUCTS, N.E.S	3,055,826	141,545	274,371
6	MANUFACTURED GOODS CLASSIFIED CHIEFLY BY MATERIAL	188,995	3,670,117	3,807,387
7	MACHINERY AND TRANSPORT EQUIPMENT	56,400	432,597	2,058,089
8	MISCELLANEOUS MANUFACTURED ARTICLES	209,391	193,353	352,260
9	COMMODITIES & TRANSACTIONS NOT CLASSIFIED ACCORDING TO KIND	525	0	72,379
<b>DOMINICAN REPUBLIC.....</b>		<b>3,910,655</b>	<b>37,328</b>	<b>565,153</b>
0	FOOD & LIVE ANIMALS	37,964	16,722	16,722
5	CHEMICALS AND RELATED PRODUCTS, N.E.S	2,676,817	16,433	36,443
6	MANUFACTURED GOODS CLASSIFIED CHIEFLY BY MATERIAL	485,937	0	0
7	MACHINERY AND TRANSPORT EQUIPMENT	0	0	507,815
8	MISCELLANEOUS MANUFACTURED ARTICLES	709,937	4,173	4,173

Table 6 (cont'd)

Principal Partners and S.I.T.C Section		Imports (\$EC)	Dom Exports (\$EC)	TOT Exports (\$EC)
<b>ECUADOR.....</b>		<b>44,792</b>	<b>0</b>	<b>1,758</b>
5	CHEMICALS AND RELATED PRODUCTS, N.E.S	24,547	0	0
6	MANUFACTURED GOODS CLASSIFIED CHIEFLY BY MATERIAL	11,736	0	0
8	MISCELLANEOUS MANUFACTURED ARTICLES	8,509	0	1,758
<b>EGYPT.....</b>		<b>36,957</b>	<b>0</b>	<b>0</b>
8	MISCELLANEOUS MANUFACTURED ARTICLES	36,957	0	0
<b>SPAIN.....</b>		<b>2,067,574</b>	<b>0</b>	<b>0</b>
0	FOOD & LIVE ANIMALS	136,930	0	0
1	BEVERAGES AND TOBACCO	54,116	0	0
2	CRUDE MATERIALS, INEDIBLE, EXCEPT FUELS	0	0	5,000
4	ANIMAL AND VEGETABLE OILS, FATS, AND WAXES	4,615	0	0
5	CHEMICALS AND RELATED PRODUCTS, N.E.S	545,463	0	0
6	MANUFACTURED GOODS CLASSIFIED CHIEFLY BY MATERIAL	524,226	0	0
7	MACHINERY AND TRANSPORT EQUIPMENT	756,818	0	0
8	MISCELLANEOUS MANUFACTURED ARTICLES	45,406	0	0
<b>FINLAND.....</b>		<b>1,908,215</b>	<b>6,792</b>	<b>101,702</b>
1	BEVERAGES AND TOBACCO	180,993	0	0
3	MINERAL FUELS,LUBRICANTS AND RELATED MATERIALS	67,615	0	0
5	CHEMICALS AND RELATED PRODUCTS, N.E.S	7,824	0	0
6	MANUFACTURED GOODS CLASSIFIED CHIEFLY BY MATERIAL	394,691	0	0
7	MACHINERY AND TRANSPORT EQUIPMENT	1,162,251	6,792	96,268
8	MISCELLANEOUS MANUFACTURED ARTICLES	94,841	0	5,434
<b>FRANCE.....</b>		<b>15,789,882</b>	<b>0</b>	<b>165,169</b>
0	FOOD & LIVE ANIMALS	3,243,990	0	0
1	BEVERAGES AND TOBACCO	4,752,947	0	57,361
2	CRUDE MATERIALS, INEDIBLE, EXCEPT FUELS	42,928	0	0
3	MINERAL FUELS,LUBRICANTS AND RELATED MATERIALS	388,009	0	0
5	CHEMICALS AND RELATED PRODUCTS, N.E.S	2,462,435	0	0
6	MANUFACTURED GOODS CLASSIFIED CHIEFLY BY MATERIAL	929,525	0	0
7	MACHINERY AND TRANSPORT EQUIPMENT	3,259,657	0	19,533
8	MISCELLANEOUS MANUFACTURED ARTICLES	710,220	4,075	4,075
9	COMMODITIES & TRANSACTIONS NOT CLASSIFIED ACCORDING TO KIND	171	0	84,200

**Table 6 (cont'd)**

Principal Partners and S.I.T.C Section		Imports (\$EC)	Dom Exports (\$EC)	TOT Exports (\$EC)
<b>ST.LUCIA FREEZONE.....</b>		<b>275,673</b>	<b>0</b>	<b>0</b>
0	FOOD & LIVE ANIMALS	8,126	0	0
1	BEVERAGES AND TOBACCO	24,289	0	0
5	CHEMICALS AND RELATED PRODUCTS, N.E.S	50,000	0	0
6	MANUFACTURED GOODS CLASSIFIED CHIEFLY BY MATERIAL	70,416	0	0
8	MISCELLANEOUS MANUFACTURED ARTICLES	122,842	0	0
<b>UNITED KINGDOM.....</b>		<b>85,907,907</b>	<b>44,890,868</b>	<b>50,889,287</b>
0	FOOD & LIVE ANIMALS	19,794,734	43,588,010	43,589,710
1	BEVERAGES AND TOBACCO	4,678,438	1,069,811	1,070,998
2	CRUDE MATERIALS, INEDIBLE, EXCEPT FUELS	937,034	32,854	135,854
3	MINERAL FUELS,LUBRICANTS AND RELATED MATERIALS	35,794	0	0
4	ANIMAL AND VEGETABLE OILS, FATS, ANS WAXES	42,024	0	0
5	CHEMICALS AND RELATED PRODUCTS, N.E.S	6,087,406	458	97,600
6	MANUFACTURED GOODS CLASSIFIED CHIEFLY BY MATERIAL	8,984,763	19,720	355,433
7	MACHINERY AND TRANSPORT EQUIPMENT	32,236,052	58,453	4,079,392
8	MISCELLANEOUS MANUFACTURED ARTICLES	13,088,061	120,562	1,164,731
9	COMMODITIES & TRANSACTIONS NOT CLASSIFIED ACCORDING TO KIND	23,601	1,000	395,569
<b>GRENADA.....</b>		<b>12,364,942</b>	<b>4,542,493</b>	<b>6,613,989</b>
0	FOOD & LIVE ANIMALS	6,239,169	282,795	284,681
1	BEVERAGES AND TOBACCO	541,703	2,756,250	2,770,633
2	CRUDE MATERIALS, INEDIBLE, EXCEPT FUELS	100	228,250	228,264
3	MINERAL FUELS,LUBRICANTS AND RELATED MATERIALS	0	0	55,834
4	ANIMAL AND VEGETABLE OILS, FATS, ANS WAXES	0	9,866	9,866
5	CHEMICALS AND RELATED PRODUCTS, N.E.S	580,434	151,864	161,081
6	MANUFACTURED GOODS CLASSIFIED CHIEFLY BY MATERIAL	547,279	451,811	720,166
7	MACHINERY AND TRANSPORT EQUIPMENT	4,437,758	348,582	1,854,646
8	MISCELLANEOUS MANUFACTURED ARTICLES	18,457	313,075	470,418
9	COMMODITIES & TRANSACTIONS NOT CLASSIFIED ACCORDING TO KIND	42	0	58,400
<b>FRENCH GUIANA.....</b>		<b>50</b>	<b>0</b>	<b>0</b>
9	COMMODITIES & TRANSACTIONS NOT CLASSIFIED ACCORDING TO KIND	50	0	0
<b>GHANA.....</b>		<b>2,740</b>	<b>0</b>	<b>0</b>
5	CHEMICALS AND RELATED PRODUCTS, N.E.S	902	0	0
6	MANUFACTURED GOODS CLASSIFIED CHIEFLY BY MATERIAL	1,838	0	0

Table 6 (cont'd)

Principal Partners and S.I.T.C Section		Imports (\$EC)	Dom Exports (\$EC)	TOT Exports (\$EC)
<b>GIBRALTAR.....</b>		<b>0</b>	<b>0</b>	<b>1,112</b>
3	MINERAL FUELS,LUBRICANTS AND RELATED MATERIALS	0	0	1,112
<b>GUADELOUPE/ST.BARTELEMY.....</b>		<b>35,483</b>	<b>113,856</b>	<b>116,044</b>
2	CRUDE MATERIALS, INEDIBLE, EXCEPT FUELS	28,235	20,600	20,600
7	MACHINERY AND TRANSPORT EQUIPMENT	5,581	0	185
8	MISCELLANEOUS MANUFACTURED ARTICLES	1,552	93,256	95,259
9	COMMODITIES & TRANSACTIONS NOT CLASSIFIED ACCORDING TO KIND	115	0	0
<b>GREECE.....</b>		<b>517,343</b>	<b>0</b>	<b>0</b>
0	FOOD & LIVE ANIMALS	86,799	0	0
5	CHEMICALS AND RELATED PRODUCTS, N.E.S	64,540	0	0
6	MANUFACTURED GOODS CLASSIFIED CHIEFLY BY MATERIAL	13,513	0	0
7	MACHINERY AND TRANSPORT EQUIPMENT	349,475	0	0
8	MISCELLANEOUS MANUFACTURED ARTICLES	3,016	0	0
<b>GUATEMALA.....</b>		<b>1,045,568</b>	<b>0</b>	<b>0</b>
0	FOOD & LIVE ANIMALS	563,485	0	0
5	CHEMICALS AND RELATED PRODUCTS, N.E.S	475,129	0	0
6	MANUFACTURED GOODS CLASSIFIED CHIEFLY BY MATERIAL	592	0	0
8	MISCELLANEOUS MANUFACTURED ARTICLES	6,362	0	0
<b>GUYANA.....</b>		<b>9,074,115</b>	<b>1,332,162</b>	<b>1,560,237</b>
0	FOOD & LIVE ANIMALS	7,108,596	69,978	69,978
1	BEVERAGES AND TOBACCO	144,943	1,261,248	1,264,300
2	CRUDE MATERIALS, INEDIBLE, EXCEPT FUELS	890,907	0	350
3	MINERAL FUELS,LUBRICANTS AND RELATED MATERIALS	0	0	70,131
5	CHEMICALS AND RELATED PRODUCTS, N.E.S	454,743	156	104,401
6	MANUFACTURED GOODS CLASSIFIED CHIEFLY BY MATERIAL	348,161	480	10,400
7	MACHINERY AND TRANSPORT EQUIPMENT	66,626	0	7,027
8	MISCELLANEOUS MANUFACTURED ARTICLES	58,011	300	23,900
9	COMMODITIES & TRANSACTIONS NOT CLASSIFIED ACCORDING TO KIND	2,128	0	9,750
<b>HONG KONG.....</b>		<b>3,006,925</b>	<b>0</b>	<b>0</b>
5	CHEMICALS AND RELATED PRODUCTS, N.E.S	162,059	0	0
6	MANUFACTURED GOODS CLASSIFIED CHIEFLY BY MATERIAL	590,903	0	0
7	MACHINERY AND TRANSPORT EQUIPMENT	1,418,564	0	0
8	MISCELLANEOUS MANUFACTURED ARTICLES	835,399	0	0

Table 6 (cont'd)

Principal Partners and S.I.T.C Section		Imports (\$EC)	Dom Exports (\$EC)	TOT Exports (\$EC)
<b>HONDURAS.....</b>		<b>6,221,682</b>	<b>0</b>	<b>0</b>
0	FOOD & LIVE ANIMALS	748	0	0
1	BEVERAGES AND TOBACCO	12,233	0	0
2	CRUDE MATERIALS, INEDIBLE, EXCEPT FUELS	5,390,503	0	0
5	CHEMICALS AND RELATED PRODUCTS, N.E.S	62	0	0
6	MANUFACTURED GOODS CLASSIFIED CHIEFLY BY MATERIAL	416,311	0	0
7	MACHINERY AND TRANSPORT EQUIPMENT	1,200	0	0
8	MISCELLANEOUS MANUFACTURED ARTICLES	400,625	0	0
<b>HAITI.....</b>		<b>118,366</b>	<b>0</b>	<b>0</b>
0	FOOD & LIVE ANIMALS	4,136	0	0
6	MANUFACTURED GOODS CLASSIFIED CHIEFLY BY MATERIAL	79,147	0	0
8	MISCELLANEOUS MANUFACTURED ARTICLES	35,083	0	0
<b>HUNGARY.....</b>		<b>43,507</b>	<b>0</b>	<b>0</b>
5	CHEMICALS AND RELATED PRODUCTS, N.E.S	3,895	0	0
6	MANUFACTURED GOODS CLASSIFIED CHIEFLY BY MATERIAL	2,474	0	0
7	MACHINERY AND TRANSPORT EQUIPMENT	36,758	0	0
8	MISCELLANEOUS MANUFACTURED ARTICLES	380	0	0
<b>CANARY ISLANDS.....</b>		<b>0</b>	<b>0</b>	<b>750</b>
8	MISCELLANEOUS MANUFACTURED ARTICLES	0	0	750
<b>INDONESIA.....</b>		<b>1,307,437</b>	<b>0</b>	<b>872</b>
5	CHEMICALS AND RELATED PRODUCTS, N.E.S	115,981	0	0
6	MANUFACTURED GOODS CLASSIFIED CHIEFLY BY MATERIAL	293,925	0	0
7	MACHINERY AND TRANSPORT EQUIPMENT	8,491	0	872
8	MISCELLANEOUS MANUFACTURED ARTICLES	889,040	0	0
<b>IRELAND.....</b>		<b>1,356,306</b>	<b>0</b>	<b>300</b>
0	FOOD & LIVE ANIMALS	134,478	0	0
1	BEVERAGES AND TOBACCO	26,261	0	0
2	CRUDE MATERIALS, INEDIBLE, EXCEPT FUELS	6,413	0	0
5	CHEMICALS AND RELATED PRODUCTS, N.E.S	388,214	0	0
6	MANUFACTURED GOODS CLASSIFIED CHIEFLY BY MATERIAL	34,470	0	0
7	MACHINERY AND TRANSPORT EQUIPMENT	756,355	0	0
8	MISCELLANEOUS MANUFACTURED ARTICLES	10,115	0	0
9	COMMODITIES & TRANSACTIONS NOT CLASSIFIED ACCORDING TO KIND	0	0	300

**Table 6 (cont'd)**

Principal Partners and S.I.T.C Section		Imports (\$EC)	Dom Exports (\$EC)	TOT Exports (\$EC)
<b>ISRAEL</b> .....		<b>737,449</b>	<b>0</b>	<b>0</b>
2	CRUDE MATERIALS, INEDIBLE, EXCEPT FUELS	218,205	0	0
5	CHEMICALS AND RELATED PRODUCTS, N.E.S	135	0	0
6	MANUFACTURED GOODS CLASSIFIED CHIEFLY BY MATERIAL	2,106	0	0
7	MACHINERY AND TRANSPORT EQUIPMENT	208,432	0	0
8	MISCELLANEOUS MANUFACTURED ARTICLES	308,571	0	0
<b>INDIA</b> .....		<b>2,791,277</b>	<b>246</b>	<b>54,031</b>
0	FOOD & LIVE ANIMALS	50,590	0	0
1	BEVERAGES AND TOBACCO	44,547	0	0
2	CRUDE MATERIALS, INEDIBLE, EXCEPT FUELS	555	0	800
5	CHEMICALS AND RELATED PRODUCTS, N.E.S	526,317	246	246
6	MANUFACTURED GOODS CLASSIFIED CHIEFLY BY MATERIAL	651,343	0	33,534
7	MACHINERY AND TRANSPORT EQUIPMENT	603,527	0	138
8	MISCELLANEOUS MANUFACTURED ARTICLES	914,398	0	313
9	COMMODITIES & TRANSACTIONS NOT CLASSIFIED ACCORDING TO KIND	0	0	19,000
<b>IRAN (ISLAMIC REPUBLIC OF)</b> .....		<b>3,297</b>	<b>0</b>	<b>0</b>
1	BEVERAGES AND TOBACCO	1,446	0	0
8	MISCELLANEOUS MANUFACTURED ARTICLES	1,851	0	0
<b>ITALY</b> .....		<b>8,265,833</b>	<b>0</b>	<b>10,958</b>
0	FOOD & LIVE ANIMALS	42,646	0	0
1	BEVERAGES AND TOBACCO	577,253	0	0
2	CRUDE MATERIALS, INEDIBLE, EXCEPT FUELS	477	0	0
3	MINERAL FUELS,LUBRICANTS AND RELATED MATERIALS	74,450	0	0
4	ANIMAL AND VEGETABLE OILS, FATS, ANS WAXES	29,332	0	0
5	CHEMICALS AND RELATED PRODUCTS, N.E.S	133,396	0	0
6	MANUFACTURED GOODS CLASSIFIED CHIEFLY BY MATERIAL	2,661,632	0	3
7	MACHINERY AND TRANSPORT EQUIPMENT	1,516,576	0	10,955
8	MISCELLANEOUS MANUFACTURED ARTICLES	3,227,826	0	0
9	COMMODITIES & TRANSACTIONS NOT CLASSIFIED ACCORDING TO KIND	2,245	0	0

Table 6 (cont'd)

Principal Partners and S.I.T.C Section		Imports (\$EC)	Dom Exports (\$EC)	TOT Exports (\$EC)
<b>JAMAICA.....</b>		<b>7,831,257</b>	<b>540,699</b>	<b>974,076</b>
0	FOOD & LIVE ANIMALS	1,647,840	4,484	4,484
1	BEVERAGES AND TOBACCO	2,575,825	0	0
2	CRUDE MATERIALS, INEDIBLE, EXCEPT FUELS	113,865	0	0
5	CHEMICALS AND RELATED PRODUCTS, N.E.S	2,196,639	45	8,254
6	MANUFACTURED GOODS CLASSIFIED CHIEFLY BY MATERIAL	122,305	23,316	27,408
7	MACHINERY AND TRANSPORT EQUIPMENT	186,751	475,726	854,201
8	MISCELLANEOUS MANUFACTURED ARTICLES	987,217	37,128	52,641
9	COMMODITIES & TRANSACTIONS NOT CLASSIFIED ACCORDING TO KIND	815	0	27,088
<b>JORDAN.....</b>		<b>5,633</b>	<b>0</b>	<b>0</b>
7	MACHINERY AND TRANSPORT EQUIPMENT	5,633	0	0
<b>JAPAN.....</b>		<b>32,002,698</b>	<b>97,521</b>	<b>355,500</b>
3	MINERAL FUELS,LUBRICANTS AND RELATED MATERIALS	5,195	0	0
5	CHEMICALS AND RELATED PRODUCTS, N.E.S	55,568	0	88
6	MANUFACTURED GOODS CLASSIFIED CHIEFLY BY MATERIAL	1,319,250	0	509
7	MACHINERY AND TRANSPORT EQUIPMENT	29,658,905	4,075	249,844
8	MISCELLANEOUS MANUFACTURED ARTICLES	962,558	93,446	105,059
9	COMMODITIES & TRANSACTIONS NOT CLASSIFIED ACCORDING TO KIND	1,222	0	0
<b>KENYA.....</b>		<b>0</b>	<b>0</b>	<b>12,543</b>
8	MISCELLANEOUS MANUFACTURED ARTICLES	0	0	543
9	COMMODITIES & TRANSACTIONS NOT CLASSIFIED ACCORDING TO KIND	0	0	12,000
<b>ST.KITTS/NEVIS.....</b>		<b>143,969</b>	<b>1,926,834</b>	<b>2,227,769</b>
0	FOOD & LIVE ANIMALS	4,673	30,864	36,402
1	BEVERAGES AND TOBACCO	71,353	1,337,016	1,339,475
3	MINERAL FUELS,LUBRICANTS AND RELATED MATERIALS	0	0	304
5	CHEMICALS AND RELATED PRODUCTS, N.E.S	0	5,052	23,780
6	MANUFACTURED GOODS CLASSIFIED CHIEFLY BY MATERIAL	265	51,009	68,194
7	MACHINERY AND TRANSPORT EQUIPMENT	48,898	102,129	265,971
8	MISCELLANEOUS MANUFACTURED ARTICLES	18,750	400,764	430,892
9	COMMODITIES & TRANSACTIONS NOT CLASSIFIED ACCORDING TO KIND	30	0	62,751
<b>KOREA,REPUBLIC OF.....</b>		<b>4,467,413</b>	<b>0</b>	<b>471</b>
5	CHEMICALS AND RELATED PRODUCTS, N.E.S	5,057	0	0
6	MANUFACTURED GOODS CLASSIFIED CHIEFLY BY MATERIAL	455,004	0	0
7	MACHINERY AND TRANSPORT EQUIPMENT	3,814,962	0	471
8	MISCELLANEOUS MANUFACTURED ARTICLES	192,390	0	0

**Table 6 (cont'd)**

Principal Partners and S.I.T.C Section		Imports (\$EC)	Dom Exports (\$EC)	TOT Exports (\$EC)
<b>KUWAIT</b> .....		<b>75</b>	<b>0</b>	<b>0</b>
7	MACHINERY AND TRANSPORT EQUIPMENT	75	0	0
<b>CAYMAN ISLANDS</b> .....		<b>4,664</b>	<b>1,234</b>	<b>1,127,082</b>
0	FOOD & LIVE ANIMALS	500	500	500
6	MANUFACTURED GOODS CLASSIFIED CHIEFLY BY MATERIAL	1,954	0	0
7	MACHINERY AND TRANSPORT EQUIPMENT	1,350	0	1,095,925
8	MISCELLANEOUS MANUFACTURED ARTICLES	800	734	2,234
9	COMMODITIES & TRANSACTIONS NOT CLASSIFIED ACCORDING TO KIND	60	0	28,423
<b>LAO PEOPLE'S DEMOCRATIC REP.</b> .....		<b>5,483</b>	<b>0</b>	<b>0</b>
6	MANUFACTURED GOODS CLASSIFIED CHIEFLY BY MATERIAL	187	0	0
8	MISCELLANEOUS MANUFACTURED ARTICLES	5,306	0	0
<b>LEBANON</b> .....		<b>9,100</b>	<b>0</b>	<b>0</b>
6	MANUFACTURED GOODS CLASSIFIED CHIEFLY BY MATERIAL	294	0	0
8	MISCELLANEOUS MANUFACTURED ARTICLES	8,806	0	0
<b>ST.LUCIA</b> .....		<b>487,542</b>	<b>0</b>	<b>0</b>
0	FOOD & LIVE ANIMALS	20,640	0	0
1	BEVERAGES AND TOBACCO	67,797	0	0
5	CHEMICALS AND RELATED PRODUCTS, N.E.S	75,803	0	0
6	MANUFACTURED GOODS CLASSIFIED CHIEFLY BY MATERIAL	146,718	0	0
8	MISCELLANEOUS MANUFACTURED ARTICLES	176,584	0	0
<b>LICHTENSTEIN</b> .....		<b>406</b>	<b>0</b>	<b>0</b>
7	MACHINERY AND TRANSPORT EQUIPMENT	300	0	0
8	MISCELLANEOUS MANUFACTURED ARTICLES	106	0	0
<b>SRI LANKA</b> .....		<b>306,205</b>	<b>0</b>	<b>0</b>
0	FOOD & LIVE ANIMALS	108,608	0	0
2	CRUDE MATERIALS, INEDIBLE, EXCEPT FUELS	17,693	0	0
6	MANUFACTURED GOODS CLASSIFIED CHIEFLY BY MATERIAL	1,368	0	0
8	MISCELLANEOUS MANUFACTURED ARTICLES	178,536	0	0
<b>LUXEMBOURG</b> .....		<b>633</b>	<b>0</b>	<b>0</b>
8	MISCELLANEOUS MANUFACTURED ARTICLES	633	0	0
<b>MOROCCO</b> .....		<b>44,166</b>	<b>0</b>	<b>0</b>
6	MANUFACTURED GOODS CLASSIFIED CHIEFLY BY MATERIAL	21,170	0	0
8	MISCELLANEOUS MANUFACTURED ARTICLES	22,996	0	0

Table 6 (cont'd)

Principal Partners and S.I.T.C Section		Imports (\$EC)	Dom Exports (\$EC)	TOT Exports (\$EC)
<b>MALI.....</b>		<b>588</b>	<b>0</b>	<b>0</b>
5	CHEMICALS AND RELATED PRODUCTS, N.E.S	285	0	0
6	MANUFACTURED GOODS CLASSIFIED CHIEFLY BY MATERIAL	253	0	0
7	MACHINERY AND TRANSPORT EQUIPMENT	50	0	0
<b>MARTINIQUE.....</b>		<b>4,045,511</b>	<b>924,061</b>	<b>1,785,988</b>
0	FOOD & LIVE ANIMALS	667,602	32,610	33,743
1	BEVERAGES AND TOBACCO	147,711	8,523	15,739
2	CRUDE MATERIALS, INEDIBLE, EXCEPT FUELS	2,235,473	9,384	9,384
3	MINERAL FUELS,LUBRICANTS AND RELATED MATERIALS	5,808	0	361,372
4	ANIMAL AND VEGETABLE OILS, FATS, ANS WAXES	41	0	0
5	CHEMICALS AND RELATED PRODUCTS, N.E.S	125,194	19,284	20,963
6	MANUFACTURED GOODS CLASSIFIED CHIEFLY BY MATERIAL	519,554	474,638	669,932
7	MACHINERY AND TRANSPORT EQUIPMENT	197,612	138,424	267,677
8	MISCELLANEOUS MANUFACTURED ARTICLES	143,770	241,198	353,763
9	COMMODITIES & TRANSACTIONS NOT CLASSIFIED ACCORDING TO KIND	2,746	0	53,415
<b>MAURITANIA.....</b>		<b>0</b>	<b>0</b>	<b>1,267</b>
3	MINERAL FUELS,LUBRICANTS AND RELATED MATERIALS	0	0	1,267
<b>MONTSERRAT.....</b>		<b>5</b>	<b>91,528</b>	<b>120,928</b>
0	FOOD & LIVE ANIMALS	0	9,214	9,214
1	BEVERAGES AND TOBACCO	0	9,032	9,032
2	CRUDE MATERIALS, INEDIBLE, EXCEPT FUELS	0	41,937	41,937
3	MINERAL FUELS,LUBRICANTS AND RELATED MATERIALS	0	0	14,400
6	MANUFACTURED GOODS CLASSIFIED CHIEFLY BY MATERIAL	0	7,081	7,081
7	MACHINERY AND TRANSPORT EQUIPMENT	0	24,264	39,264
8	MISCELLANEOUS MANUFACTURED ARTICLES	5	0	0
<b>MALTA.....</b>		<b>1,661</b>	<b>0</b>	<b>0</b>
5	CHEMICALS AND RELATED PRODUCTS, N.E.S	90	0	0
7	MACHINERY AND TRANSPORT EQUIPMENT	1,568	0	0
8	MISCELLANEOUS MANUFACTURED ARTICLES	3	0	0
<b>MALDIVES.....</b>		<b>669</b>	<b>0</b>	<b>0</b>
6	MANUFACTURED GOODS CLASSIFIED CHIEFLY BY MATERIAL	669	0	0
<b>MALAWI.....</b>		<b>1,491</b>	<b>0</b>	<b>0</b>
6	MANUFACTURED GOODS CLASSIFIED CHIEFLY BY MATERIAL	1,491	0	0

Table 6 (cont'd)

Principal Partners and S.I.T.C Section		Imports (\$EC)	Dom Exports (\$EC)	TOT Exports (\$EC)
<b>MEXICO.....</b>		<b>6,172,306</b>	<b>0</b>	<b>39,939</b>
0	FOOD & LIVE ANIMALS	341,054	0	0
1	BEVERAGES AND TOBACCO	38,238	0	0
4	ANIMAL AND VEGETABLE OILS, FATS, ANS WAXES	10,036	0	0
5	CHEMICALS AND RELATED PRODUCTS, N.E.S	1,629,589	0	4,772
6	MANUFACTURED GOODS CLASSIFIED CHIEFLY BY MATERIAL	1,158,437	0	8,199
7	MACHINERY AND TRANSPORT EQUIPMENT	1,718,036	0	11,876
8	MISCELLANEOUS MANUFACTURED ARTICLES	1,276,916	0	4,021
9	COMMODITIES & TRANSACTIONS NOT CLASSIFIED ACCORDING TO KIND	0	0	11,071
<b>MALAYSIA.....</b>		<b>699,280</b>	<b>0</b>	<b>2,302</b>
0	FOOD & LIVE ANIMALS	8,178	0	0
5	CHEMICALS AND RELATED PRODUCTS, N.E.S	6,114	0	0
6	MANUFACTURED GOODS CLASSIFIED CHIEFLY BY MATERIAL	25,556	0	0
7	MACHINERY AND TRANSPORT EQUIPMENT	268,636	0	2,302
8	MISCELLANEOUS MANUFACTURED ARTICLES	390,796	0	0
<b>NAMIBIA.....</b>		<b>57</b>	<b>0</b>	<b>0</b>
8	MISCELLANEOUS MANUFACTURED ARTICLES	57	0	0
<b>NETHERLANDS.....</b>		<b>14,589,484</b>	<b>9,654</b>	<b>63,639</b>
0	FOOD & LIVE ANIMALS	2,871,382	0	0
1	BEVERAGES AND TOBACCO	220,350	0	0
2	CRUDE MATERIALS, INEDIBLE, EXCEPT FUELS	26,954	0	0
4	ANIMAL AND VEGETABLE OILS, FATS, ANS WAXES	91,409	0	0
5	CHEMICALS AND RELATED PRODUCTS, N.E.S	1,310,531	0	0
6	MANUFACTURED GOODS CLASSIFIED CHIEFLY BY MATERIAL	4,426,472	0	9,316
7	MACHINERY AND TRANSPORT EQUIPMENT	4,326,931	7,726	10,226
8	MISCELLANEOUS MANUFACTURED ARTICLES	1,315,093	1,928	1,928
9	COMMODITIES & TRANSACTIONS NOT CLASSIFIED ACCORDING TO KIND	362	0	42,169
<b>NORWAY.....</b>		<b>1,327,297</b>	<b>10,324</b>	<b>10,324</b>
0	FOOD & LIVE ANIMALS	260,811	0	0
2	CRUDE MATERIALS, INEDIBLE, EXCEPT FUELS	9,887	0	0
4	ANIMAL AND VEGETABLE OILS, FATS, ANS WAXES	686,303	0	0
5	CHEMICALS AND RELATED PRODUCTS, N.E.S	10,269	0	0
6	MANUFACTURED GOODS CLASSIFIED CHIEFLY BY MATERIAL	1,418	0	0
7	MACHINERY AND TRANSPORT EQUIPMENT	334,169	10,324	10,324
8	MISCELLANEOUS MANUFACTURED ARTICLES	24,440	0	0

Table 6 (cont'd)

Principal Partners and S.I.T.C Section		Imports (\$EC)	Dom Exports (\$EC)	TOT Exports (\$EC)
<b>NEW ZEALAND.....</b>		<b>4,094,763</b>	<b>0</b>	<b>0</b>
0	FOOD & LIVE ANIMALS	3,999,625	0	0
1	BEVERAGES AND TOBACCO	8,663	0	0
5	CHEMICALS AND RELATED PRODUCTS, N.E.S	2,087	0	0
7	MACHINERY AND TRANSPORT EQUIPMENT	84,388	0	0
<b>PANAMA.....</b>		<b>3,397,124</b>	<b>0</b>	<b>0</b>
0	FOOD & LIVE ANIMALS	244,235	0	0
1	BEVERAGES AND TOBACCO	2,294	0	0
3	MINERAL FUELS,LUBRICANTS AND RELATED MATERIALS	33	0	0
5	CHEMICALS AND RELATED PRODUCTS, N.E.S	361,596	0	0
6	MANUFACTURED GOODS CLASSIFIED CHIEFLY BY MATERIAL	188,289	0	0
7	MACHINERY AND TRANSPORT EQUIPMENT	288,072	0	0
8	MISCELLANEOUS MANUFACTURED ARTICLES	2,312,605	0	0
<b>PERU.....</b>		<b>1,123,959</b>	<b>0</b>	<b>0</b>
0	FOOD & LIVE ANIMALS	963,129	0	0
5	CHEMICALS AND RELATED PRODUCTS, N.E.S	70,345	0	0
6	MANUFACTURED GOODS CLASSIFIED CHIEFLY BY MATERIAL	26,813	0	0
7	MACHINERY AND TRANSPORT EQUIPMENT	42,283	0	0
8	MISCELLANEOUS MANUFACTURED ARTICLES	21,389	0	0
<b>PHILIPPINES.....</b>		<b>2,062,905</b>	<b>0</b>	<b>0</b>
5	CHEMICALS AND RELATED PRODUCTS, N.E.S	24,807	0	0
6	MANUFACTURED GOODS CLASSIFIED CHIEFLY BY MATERIAL	1,907	0	0
7	MACHINERY AND TRANSPORT EQUIPMENT	1,752,541	0	0
8	MISCELLANEOUS MANUFACTURED ARTICLES	283,650	0	0
<b>PAKISTAN.....</b>		<b>1,016,797</b>	<b>0</b>	<b>0</b>
0	FOOD & LIVE ANIMALS	179	0	0
2	CRUDE MATERIALS, INEDIBLE, EXCEPT FUELS	144,604	0	0
6	MANUFACTURED GOODS CLASSIFIED CHIEFLY BY MATERIAL	775,426	0	0
7	MACHINERY AND TRANSPORT EQUIPMENT	10,201	0	0
8	MISCELLANEOUS MANUFACTURED ARTICLES	86,387	0	0
<b>POLAND.....</b>		<b>78,513</b>	<b>0</b>	<b>0</b>
6	MANUFACTURED GOODS CLASSIFIED CHIEFLY BY MATERIAL	47,405	0	0
7	MACHINERY AND TRANSPORT EQUIPMENT	29,276	0	0
8	MISCELLANEOUS MANUFACTURED ARTICLES	1,832	0	0

Table 6 (cont'd)

Principal Partners and S.I.T.C Section		Imports (\$EC)	Dom Exports (\$EC)	TOT Exports (\$EC)
<b>PUERTO RICO.....</b>		<b>6,935,326</b>	<b>21,225</b>	<b>372,225</b>
0	FOOD & LIVE ANIMALS	1,423,447	0	0
1	BEVERAGES AND TOBACCO	441,274	0	0
2	CRUDE MATERIALS, INEDIBLE, EXCEPT FUELS	91	0	0
3	MINERAL FUELS,LUBRICANTS AND RELATED MATERIALS	156,454	0	0
4	ANIMAL AND VEGETABLE OILS, FATS, ANS WAXES	28,832	0	0
5	CHEMICALS AND RELATED PRODUCTS, N.E.S	3,016,657	0	0
6	MANUFACTURED GOODS CLASSIFIED CHIEFLY BY MATERIAL	808,150	10,868	12,226
7	MACHINERY AND TRANSPORT EQUIPMENT	328,969	10,357	249,105
8	MISCELLANEOUS MANUFACTURED ARTICLES	730,902	0	56,556
9	COMMODITIES & TRANSACTIONS NOT CLASSIFIED ACCORDING TO KIND	550	0	54,338
<b>PORTUGAL AND AZORES.....</b>		<b>97,564</b>	<b>0</b>	<b>0</b>
1	BEVERAGES AND TOBACCO	10,900	0	0
5	CHEMICALS AND RELATED PRODUCTS, N.E.S	9,960	0	0
6	MANUFACTURED GOODS CLASSIFIED CHIEFLY BY MATERIAL	18,457	0	0
7	MACHINERY AND TRANSPORT EQUIPMENT	898	0	0
8	MISCELLANEOUS MANUFACTURED ARTICLES	57,349	0	0
<b>CURACAO.....</b>		<b>2,269,108</b>	<b>132,224</b>	<b>161,664</b>
0	FOOD & LIVE ANIMALS	53,687	10	10
1	BEVERAGES AND TOBACCO	379,383	0	25,508
2	CRUDE MATERIALS, INEDIBLE, EXCEPT FUELS	88	0	0
3	MINERAL FUELS,LUBRICANTS AND RELATED MATERIALS	1,261,013	0	0
5	CHEMICALS AND RELATED PRODUCTS, N.E.S	73,144	5,382	9,294
6	MANUFACTURED GOODS CLASSIFIED CHIEFLY BY MATERIAL	1,145	126,852	126,852
7	MACHINERY AND TRANSPORT EQUIPMENT	4,407	0	0
8	MISCELLANEOUS MANUFACTURED ARTICLES	496,166	0	0
9	COMMODITIES & TRANSACTIONS NOT CLASSIFIED ACCORDING TO KIND	75	0	0

**Table 6 (cont'd)**

Principal Partners and S.I.T.C Section		Imports (\$EC)	Dom Exports (\$EC)	TOT Exports (\$EC)
<b>ST.MAARTEN.....</b>		<b>703,629</b>	<b>196,492</b>	<b>278,591</b>
0	FOOD & LIVE ANIMALS	36,634	103,036	103,036
1	BEVERAGES AND TOBACCO	172,940	7,544	22,544
2	CRUDE MATERIALS, INEDIBLE, EXCEPT FUELS	0	40,485	40,485
3	MINERAL FUELS,LUBRICANTS AND RELATED MATERIALS	4,735	0	8,640
4	ANIMAL AND VEGETABLE OILS, FATS, ANS WAXES	0	70	70
5	CHEMICALS AND RELATED PRODUCTS, N.E.S	23,430	656	788
6	MANUFACTURED GOODS CLASSIFIED CHIEFLY BY MATERIAL	26,449	23,024	25,894
7	MACHINERY AND TRANSPORT EQUIPMENT	61,802	11,320	23,517
8	MISCELLANEOUS MANUFACTURED ARTICLES	377,639	10,357	10,417
9	COMMODITIES & TRANSACTIONS NOT CLASSIFIED ACCORDING TO KIND	0	0	43,200
<b>ST.MARTIN.....</b>		<b>0</b>	<b>1,720</b>	<b>1,900</b>
0	FOOD & LIVE ANIMALS	0	1,220	1,220
2	CRUDE MATERIALS, INEDIBLE, EXCEPT FUELS	0	500	500
6	MANUFACTURED GOODS CLASSIFIED CHIEFLY BY MATERIAL	0	0	180
<b>ROMANIA.....</b>		<b>5,896</b>	<b>0</b>	<b>0</b>
6	MANUFACTURED GOODS CLASSIFIED CHIEFLY BY MATERIAL	5,882	0	0
7	MACHINERY AND TRANSPORT EQUIPMENT	14	0	0
<b>SAUDI ARABIA.....</b>		<b>234</b>	<b>0</b>	<b>0</b>
1	BEVERAGES AND TOBACCO	77	0	0
5	CHEMICALS AND RELATED PRODUCTS, N.E.S	157	0	0
<b>SWEDEN.....</b>		<b>14,547,571</b>	<b>0</b>	<b>0</b>
0	FOOD & LIVE ANIMALS	107,326	0	0
1	BEVERAGES AND TOBACCO	69,049	0	0
2	CRUDE MATERIALS, INEDIBLE, EXCEPT FUELS	584	0	0
3	MINERAL FUELS,LUBRICANTS AND RELATED MATERIALS	2,019	0	0
5	CHEMICALS AND RELATED PRODUCTS, N.E.S	43,615	0	0
6	MANUFACTURED GOODS CLASSIFIED CHIEFLY BY MATERIAL	1,257,692	0	0
7	MACHINERY AND TRANSPORT EQUIPMENT	12,973,782	0	0
8	MISCELLANEOUS MANUFACTURED ARTICLES	93,504	0	0

Table 6 (cont'd)

Principal Partners and S.I.T.C Section		Imports (\$EC)	Dom Exports (\$EC)	TOT Exports (\$EC)
<b>SINGAPORE.....</b>		<b>697,969</b>	<b>0</b>	<b>0</b>
0	FOOD & LIVE ANIMALS	124,169	0	0
5	CHEMICALS AND RELATED PRODUCTS, N.E.S	2,137	0	0
6	MANUFACTURED GOODS CLASSIFIED CHIEFLY BY MATERIAL	2,796	0	0
7	MACHINERY AND TRANSPORT EQUIPMENT	275,353	0	0
8	MISCELLANEOUS MANUFACTURED ARTICLES	293,514	0	0
<b>SENEGAL.....</b>		<b>50</b>	<b>0</b>	<b>121,500</b>
7	MACHINERY AND TRANSPORT EQUIPMENT	50	0	121,500
<b>SURINAME.....</b>		<b>7,149</b>	<b>1,001</b>	<b>1,001</b>
5	CHEMICALS AND RELATED PRODUCTS, N.E.S	0	54	54
8	MISCELLANEOUS MANUFACTURED ARTICLES	7,149	947	947
<b>UNION OF SOVIET SOCIALISTS REP.....</b>		<b>1,012</b>	<b>0</b>	<b>74,715</b>
1	BEVERAGES AND TOBACCO	326	0	0
6	MANUFACTURED GOODS CLASSIFIED CHIEFLY BY MATERIAL	501	0	0
7	MACHINERY AND TRANSPORT EQUIPMENT	133	0	74,715
8	MISCELLANEOUS MANUFACTURED ARTICLES	52	0	0
<b>EL SAVADOR.....</b>		<b>85,872</b>	<b>0</b>	<b>0</b>
0	FOOD & LIVE ANIMALS	15,717	0	0
1	BEVERAGES AND TOBACCO	1,513	0	0
5	CHEMICALS AND RELATED PRODUCTS, N.E.S	48,122	0	0
6	MANUFACTURED GOODS CLASSIFIED CHIEFLY BY MATERIAL	20,375	0	0
7	MACHINERY AND TRANSPORT EQUIPMENT	107	0	0
8	MISCELLANEOUS MANUFACTURED ARTICLES	38	0	0
<b>SWAZILAND.....</b>		<b>270,799</b>	<b>0</b>	<b>0</b>
0	FOOD & LIVE ANIMALS	54,955	0	0
7	MACHINERY AND TRANSPORT EQUIPMENT	12,712	0	0
8	MISCELLANEOUS MANUFACTURED ARTICLES	203,132	0	0
<b>TUKS AND CAICOS ISLANDS.....</b>		<b>0</b>	<b>0</b>	<b>27,169</b>
9	COMMODITIES & TRANSACTIONS NOT CLASSIFIED ACCORDING TO KIND	0	0	27,169

Table 6 (cont'd)

Principal Partners and S.I.T.C Section		Imports (\$EC)	Dom Exports (\$EC)	TOT Exports (\$EC)
<b>THAILAND.....</b>		<b>5,271,997</b>	<b>0</b>	<b>22,132</b>
0	FOOD & LIVE ANIMALS	3,322,064	0	0
2	CRUDE MATERIALS, INEDIBLE, EXCEPT FUELS	9,654	0	0
5	CHEMICALS AND RELATED PRODUCTS, N.E.S	67,304	0	0
6	MANUFACTURED GOODS CLASSIFIED CHIEFLY BY MATERIAL	537,508	0	18,237
7	MACHINERY AND TRANSPORT EQUIPMENT	782,220	0	3,895
8	MISCELLANEOUS MANUFACTURED ARTICLES	553,247	0	0
<b>TUNISIA.....</b>		<b>501</b>	<b>0</b>	<b>0</b>
7	MACHINERY AND TRANSPORT EQUIPMENT	100	0	0
8	MISCELLANEOUS MANUFACTURED ARTICLES	401	0	0
<b>TURKEY.....</b>		<b>409,028</b>	<b>0</b>	<b>0</b>
0	FOOD & LIVE ANIMALS	55,856	0	0
5	CHEMICALS AND RELATED PRODUCTS, N.E.S	162,811	0	0
6	MANUFACTURED GOODS CLASSIFIED CHIEFLY BY MATERIAL	6,359	0	0
7	MACHINERY AND TRANSPORT EQUIPMENT	158,556	0	0
8	MISCELLANEOUS MANUFACTURED ARTICLES	25,446	0	0
<b>TRINIDAD AND TOBAGO.....</b>		<b>139,344,038</b>	<b>11,520,157</b>	<b>27,300,951</b>
0	FOOD & LIVE ANIMALS	21,592,463	43,388	130,293
1	BEVERAGES AND TOBACCO	10,292,214	8,040,692	8,232,185
2	CRUDE MATERIALS, INEDIBLE, EXCEPT FUELS	516,216	211,311	211,311
3	MINERAL FUELS,LUBRICANTS AND RELATED MATERIALS	58,711,004	0	14,107,104
4	ANIMAL AND VEGETABLE OILS, FATS, ANS WAXES	24,760	16	16
5	CHEMICALS AND RELATED PRODUCTS, N.E.S	7,630,303	244,314	251,736
6	MANUFACTURED GOODS CLASSIFIED CHIEFLY BY MATERIAL	25,262,731	2,817,386	3,563,034
7	MACHINERY AND TRANSPORT EQUIPMENT	3,130,546	40,560	338,664
8	MISCELLANEOUS MANUFACTURED ARTICLES	12,182,465	120,490	257,662
9	COMMODITIES & TRANSACTIONS NOT CLASSIFIED ACCORDING TO KIND	1,336	2,000	208,946
<b>TAIWAN.....</b>		<b>2,066,360</b>	<b>0</b>	<b>7,679</b>
2	CRUDE MATERIALS, INEDIBLE, EXCEPT FUELS	33,350	0	0
3	MINERAL FUELS,LUBRICANTS AND RELATED MATERIALS	378	0	0
5	CHEMICALS AND RELATED PRODUCTS, N.E.S	30,897	0	0
6	MANUFACTURED GOODS CLASSIFIED CHIEFLY BY MATERIAL	1,447,045	0	0
7	MACHINERY AND TRANSPORT EQUIPMENT	370,519	0	543
8	MISCELLANEOUS MANUFACTURED ARTICLES	184,171	0	7,136

**Table 6 (cont'd)**

<b>Principal Partners and S.I.T.C Section</b>		<b>Imports (\$EC)</b>	<b>Dom Exports (\$EC)</b>	<b>TOT Exports (\$EC)</b>
<b>UNITED STATES.....</b>		<b>434,674,717</b>	<b>12,011,575</b>	<b>30,847,745</b>
0	FOOD & LIVE ANIMALS	74,568,039	1,014,738	1,319,33
1	BEVERAGES AND TOBACCO	9,761,937	2,953	10,017
2	CRUDE MATERIALS, INEDIBLE, EXCEPT FUELS	11,483,007	449	6,949
3	MINERAL FUELS,LUBRICANTS AND RELATED MATERIALS	1,609,190	0	24,933
4	ANIMAL AND VEGETABLE OILS, FATS, ANS WAXES	876,871	0	0
5	CHEMICALS AND RELATED PRODUCTS, N.E.S	32,687,303	8,322	431,651
6	MANUFACTURED GOODS CLASSIFIED CHIEFLY BY MATERIAL	71,667,020	101,914	2,508,283
7	MACHINERY AND TRANSPORT EQUIPMENT	144,119,528	5,620,684	17,766,304
8	MISCELLANEOUS MANUFACTURED ARTICLES	87,749,471	5,262,515	9,857,687
9	COMMODITIES & TRANSACTIONS NOT CLASSIFIED ACCORDING TO KIND	152,351	0	241,921
<b>URAGUAY.....</b>		<b>129,592</b>	<b>0</b>	<b>0</b>
5	CHEMICALS AND RELATED PRODUCTS, N.E.S	494	0	0
6	MANUFACTURED GOODS CLASSIFIED CHIEFLY BY MATERIAL	129,098	0	0
<b>VATICAN CITY STATE (HOLY SEE).....</b>		<b>6,143</b>	<b>0</b>	<b>0</b>
7	MACHINERY AND TRANSPORT EQUIPMENT	6,143	0	0
<b>ST.VINCENT AND GRENADINE.....</b>		<b>11,539,272</b>	<b>4,724,653</b>	<b>7,877,013</b>
0	FOOD & LIVE ANIMALS	10,721,071	500,227	565,605
1	BEVERAGES AND TOBACCO	157,966	2,321,733	2,346,049
2	CRUDE MATERIALS, INEDIBLE, EXCEPT FUELS	398	70,667	70,667
3	MINERAL FUELS,LUBRICANTS AND RELATED MATERIALS	9,468	0	81,063
4	ANIMAL AND VEGETABLE OILS, FATS, ANS WAXES	0	0	200
5	CHEMICALS AND RELATED PRODUCTS, N.E.S	196,460	216,948	288,084
6	MANUFACTURED GOODS CLASSIFIED CHIEFLY BY MATERIAL	220,120	975,039	1,033,969
7	MACHINERY AND TRANSPORT EQUIPMENT	78,751	162,988	2,557,898
8	MISCELLANEOUS MANUFACTURED ARTICLES	139,841	477,051	850,490
9	COMMODITIES & TRANSACTIONS NOT CLASSIFIED ACCORDING TO KIND	15,197	0	82,988

Table 6 (cont'd)

Principal Partners and S.I.T.C Section		Imports (\$EC)	Dom Exports (\$EC)	TOT Exports (\$EC)
<b>VENEZUELA.....</b>		<b>3,980,068</b>	<b>180,910</b>	<b>186,070</b>
0	FOOD & LIVE ANIMALS	798,100	0	0
1	BEVERAGES AND TOBACCO	46,539	0	0
2	CRUDE MATERIALS, INEDIBLE, EXCEPT FUELS	2,821	180,910	180,910
3	MINERAL FUELS,LUBRICANTS AND RELATED MATERIALS	0	0	3,010
5	CHEMICALS AND RELATED PRODUCTS, N.E.S	38,274	0	0
6	MANUFACTURED GOODS CLASSIFIED CHIEFLY BY MATERIAL	2,931,791	0	0
7	MACHINERY AND TRANSPORT EQUIPMENT	24,661	0	0
8	MISCELLANEOUS MANUFACTURED ARTICLES	137,882	0	2,150
<b>BRITISH VIRGIN ISLANDS.....</b>		<b>55,501</b>	<b>12,984</b>	<b>60,081</b>
0	FOOD & LIVE ANIMALS	2,213	1,345	1,395
1	BEVERAGES AND TOBACCO	0	325	325
2	CRUDE MATERIALS, INEDIBLE, EXCEPT FUELS	0	15	15
4	ANIMAL AND VEGETABLE OILS, FATS, ANS WAXES	0	50	50
5	CHEMICALS AND RELATED PRODUCTS, N.E.S	0	1,320	1,320
6	MANUFACTURED GOODS CLASSIFIED CHIEFLY BY MATERIAL	309	4,440	4,440
7	MACHINERY AND TRANSPORT EQUIPMENT	33,961	3,531	5,231
8	MISCELLANEOUS MANUFACTURED ARTICLES	19,018	1,958	47,305
<b>UNITED STATES VIRGIN ISLANDS.....</b>		<b>51,385,614</b>	<b>275,546</b>	<b>419,184</b>
0	FOOD & LIVE ANIMALS	3,090	100,059	102,129
1	BEVERAGES AND TOBACCO	0	143,463	143,657
2	CRUDE MATERIALS, INEDIBLE, EXCEPT FUELS	1,240	1,770	2,170
3	MINERAL FUELS,LUBRICANTS AND RELATED MATERIALS	50,842,808	0	0
4	ANIMAL AND VEGETABLE OILS, FATS, ANS WAXES	0	456	456
5	CHEMICALS AND RELATED PRODUCTS, N.E.S	866	1,857	2,523
6	MANUFACTURED GOODS CLASSIFIED CHIEFLY BY MATERIAL	304,860	7,948	21,408
7	MACHINERY AND TRANSPORT EQUIPMENT	7,374	9,808	57,707
8	MISCELLANEOUS MANUFACTURED ARTICLES	225,353	7,185	18,992
9	COMMODITIES & TRANSACTIONS NOT CLASSIFIED ACCORDING TO KIND	23	3,000	70,142
<b>VIETNAM.....</b>		<b>96,861</b>	<b>0</b>	<b>0</b>
6	MANUFACTURED GOODS CLASSIFIED CHIEFLY BY MATERIAL	732	0	0
7	MACHINERY AND TRANSPORT EQUIPMENT	799	0	0
8	MISCELLANEOUS MANUFACTURED ARTICLES	95,330	0	0

**Table 6 (cont'd)**

Principal Partners and S.I.TC Section		Imports (\$EC)	Dom Exports (\$EC)	TOT Exports (\$EC)
<b>YEMEN.....</b>		<b>95</b>	<b>0</b>	<b>0</b>
1	BEVERAGES AND TOBACCO	95	0	0
<b>YUGOSLAVIA.....</b>		<b>1,942</b>	<b>0</b>	<b>0</b>
2	CRUDE MATERIALS, INEDIBLE, EXCEPT FUELS	70	0	0
6	MANUFACTURED GOODS CLASSIFIED CHIEFLY BY MATERIAL	1,872	0	0
<b>SOUTH AFRICA.....</b>		<b>688,305</b>	<b>0</b>	<b>38,500</b>
0	FOOD & LIVE ANIMALS	33,248	0	0
1	BEVERAGES AND TOBACCO	259,483	0	0
5	CHEMICALS AND RELATED PRODUCTS, N.E.S	26,828	0	0
6	MANUFACTURED GOODS CLASSIFIED CHIEFLY BY MATERIAL	64,690	0	0
7	MACHINERY AND TRANSPORT EQUIPMENT	221,739	0	23,000
8	MISCELLANEOUS MANUFACTURED ARTICLES	82,317	0	0
9	COMMODITIES & TRANSACTIONS NOT CLASSIFIED ACCORDING TO KIND	0	0	15,500
<b>TOTAL</b>		<b>1,065,084,758</b>	<b>104,842,305</b>	<b>166,933,198</b>

**COMPARATIVE VALUE OF IMPORTS AND DOMESTIC EXPORTS 2003-2002**

**ANALISYS BY DIVISION, GROUPS,SUBGROUPS BROAD ECONOMIC CATEGORIES**

**Table 7**

BROAD ECONOMIC CATEGORIES		Imports	Domestic Exports	Imports	Domestic Exports
		2003 (\$EC)	2003 (\$EC)	2002	2002
<b>1..</b>	<b>Food and Beverages</b>	<b>232,057,116</b>	<b>76,838,775</b>	<b>191,174,610</b>	<b>87,000,880</b>
111	Primary- Food and beverages mainly for industry-intermediate goods	4,683,849	149,793	3,946,407	133,811
112	Primary- Food and beverages mainly for hhold consuption-cons goods	28,926,928	45,591,051	23,753,138	61,758,861
121	Processed- Food and beverages mainly for industry-intermediate goods	27,514,415	45,679	18,396,518	56,678
122	Processed- Food and beverages mainly for for hhold consuption-cons goods	170,931,924	31,052,252	145,078,547	25,051,530
<b>2..</b>	<b>Industrial supplies not elsewhere specified</b>	<b>276,347,750</b>	<b>11,361,700</b>	<b>246,488,096</b>	<b>11,704,929</b>
21	Primary- Industrial supplies nes - intermediate goods	15,488,707	1,065,927	9,392,644	494,793
22	Processed - Industrial Supplies nes- intermediate goods	260,859,043	10,295,773	9,392,644	494,793
<b>3..</b>	<b>Fuels and lubricants</b>	<b>75,087,112</b>	<b>1,522</b>	<b>45,039,447</b>	<b>614</b>
31	Primary Fuels and lubricants-intermediate goods	181,292	0	84,143	0
321	Processed- Fuel and lubricant-motor spirit-other inter goods	963	0	429,367	0
322	Processed- Fuel and lubricant-other inter goods	74,904,857	1,522	44,525,937	614
<b>4..</b>	<b>Capital Goods (except transport equipment) part and accessories thereof</b>	<b>201,285,897</b>	<b>6,070,240</b>	<b>139,266,102</b>	<b>5,851,328</b>
41	Capital Goods (except transport equipment)	174,687,769	2,825,111	115,300,864	1,988,472
42	Capital Goods-part and accessories- inter goods	26,598,128	3,245,129	23,965,238	3,862,856
<b>5..</b>	<b>Transport equipment and parts accessories thereof</b>	<b>74,671,473</b>	<b>1,911,911</b>	<b>54,947,172</b>	<b>2,356,042</b>
51	Passenger motor cars	24,751,204	27,000	18,455,358	262,607
521	Other Transport equipment for industrial use- capital good	25,102,336	574,601	16,470,033	52,000
522	Other Transport equipment for non-industrial use-cons good	6,586,464	104,350	4,628,234	173,150
53	Part and accessories of transport equipment-inter good	18,231,469	1,025,960	15,393,547	1,868,285
<b>6..</b>	<b>Consumer goods not elsewhere specified</b>	<b>201,227,584</b>	<b>8,624,501</b>	<b>168,768,654</b>	<b>8,788,562</b>
61	Consumer goods nes-Durable	71,743,994	1,012,932	56,121,145	904,482
62	Consumer goods nes-semi Durable	50,391,141	5,055,226	45,241,423	5,543,788
<b>7..</b>	<b>Goods nes- Durable</b>	<b>594,558</b>	<b>6,000</b>	<b>218,408</b>	<b>19,164</b>
<b>TOTAL</b>		<b>1,061,271,490</b>	<b>104,814,649</b>	<b>845,902,489</b>	<b>115,721,519</b>

**VALUE OF IMPORTS AND DOMESTIC EXPORT**

**ANALYSIS BY SECTION AND DIVISION S.I.T.C (R3)**

**Table 8**

SECTION AND DIVISION		Imports 2003 (\$EC)	Domestic Exports 2003 (\$EC)
<b>0</b>	<b>FOOD &amp; LIVE ANIMALS</b>	<b>202,701,744</b>	<b>48,083,006</b>
0	LIVE ANIMALS CHIEFLY FOR FOOD	573,490	4,618
1	MEAT AND MEAT PREPARATIONS	44,375,609	6,864
2	DAIRY PRODUCTS AND BIRDS'EGGS	27,516,583	18,404
3	FISH, CRUSTACEANS AND MOLLUSCS AND PREPARATIONS THEREOF	13,642,665	81,810
4	CEREALS AND CEREAL PREPARATIONS	41,049,591	488,742
5	VEGETABLES AND FRUIT	31,664,921	44,768,450
6	SUGAR, SUGAR PREPARATIONS AND HONEY	10,215,872	16,416
7	COFFEE,TEA, COCOA, SPICES AND MANUFACTURED THEREOF	5,335,863	857,426
8	FEEDING STUFF FOR ANIMALS (NOT INCLUDING UNMILLED CEREALS)	6,790,078	120
9	MISCELLANEOUS EDIBLE PRODUCTS AND PREPARATIONS THEREOF	21,537,072	1,840,156
<b>1</b>	<b>BEVERAGES AND TOBACCO</b>	<b>40,907,953</b>	<b>28,728,032</b>
11	BEVERAGES	35,247,602	28,728,032
12	TOBACCO AND TABACCO MANUFACTURED	5,660,351	0
<b>2</b>	<b>CRUDE MATERIALS, INEDIBLE, EXCEPT FUELS</b>	<b>23,506,768</b>	<b>1,112,338</b>
22	OIL SEEDS AND OLEAGINOUS FRUITS	297,919	17,829
23	NATURAL RUBBER... AND SIMILAR GUMS, IN PRIMARY FORMS OR IN PLATES, ETC	40,923	0
24	CORK AND WOOD	14,761,551	2,522
25	PULP AND WASTE PAPER	313	180,910
26	TEXTILE FIBRES (OTHER THAN WOOL TOPS) NOT MANUFACTURED INTO YARN OR	2,522,266	300
27	CRUDE FERTILIZERS AND CRUDE MINERALS (EXCL.COAL,PETROLEUM & PRECIOUS STONES)	4,704,858	818,740
28	METALLIFEROUS ORES AND METAL SCRAP	458	0
29	CRUDE ANIMAL AND VEGETABLE MATERIALS	1,178,480	92,037
<b>3</b>	<b>MINERAL FUELS,LUBRICANTS AND RELATED MATERIALS</b>	<b>113,266,442</b>	<b>0</b>
32	COAL, COKE AND METAL BRIQUETTES	75,329	0
33	PETROLEUM, PETROLEUM PRODUCTS AND RELATED MATERIALS	102,886,290	0
34	GAS, NATURAL AND MANUFACTURED	10,304,823	0
<b>4</b>	<b>ANIMAL AND VEGETABLE OILS, FATS, ANS WAXES</b>	<b>1,975,065</b>	<b>13,687</b>
41	ANIMAL OILS AND FATS	0	25
42	FIXED VEGETABLE FATS AND OILS, CRUDE, REFINED OR FRACTIONATED	1,157,890	13,662
43	ANIMAL/VEGETABLE FATS OILS, PROCESSED; WAXES OF ANIMAL OR VEGETABLE ORIG	817,175	0

**Table 8 (cont'd)**

SECTION AND DIVISION		Imports 2003 (\$EC)	Domestic Exports 2003 (\$EC)
<b>5</b>	<b>CHEMICALS AND RELATED PRODUCTS, N.E.S</b>	<b>78,352,817</b>	<b>1,063,806</b>
51	ORGANIC CHEMICALS	1,058,263	456
52	INORGANIC CHEMICALS	2,930,283	26,610
53	DYEING, TANNING AND COLOURING MATERIELS	10,306,624	72,240
54	MEDICINAL AND PHARMACEUTICAL PRODUCTS	10,899,888	47,059
55	ESSENTIAL OILS AND PERFUME MATERIALS; TOILET AND CLEANSING PREPARATIONS	22,438,368	80,260
56	FERTILIZERS (OTHER THAN THOSE OF GROUP 272)	2,985,973	2,205
57	PLASTIQUE IN PRIMARY FORMS	4,848,593	41,986
58	PLASTIQUE IN NON-PRIMARY FORMS	8,947,785	4,234
59	CHEMICAL MATERIALS AND PRODUCTS, N.E.S.	13,937,040	788,756
<b>6</b>	<b>MANUFACTURED GOODS CLASSIFIED CHIEFLY BY MATERIAL</b>	<b>163,150,578</b>	<b>9,698,870</b>
61	LEATHER, LEATHER MANUFACTURES, NES., AND DRESSED FURSKINS	180,076	0
62	RUBBER MANUFACTURES, N.E.S.	9,336,465	3,300
63	CORK AND WOOD MANUFACTURES ( EXCLUDING FURNITURE)	12,817,103	15,816
64	PAPER, PAPERBOARD, AND ARTICLES OF PAPER PULP, OF PAPER OR OF	28,307,552	9,060,548
65	TEXTILE YARN, FABRICS, MADE-UP ARTICLES, N.E.S., AND RELATED PRODUCTS	20,328,691	257,905
66	NON METALICS MINERAL MANUFACTURES, N.E.S.	41,314,536	42,737
67	IRON AND STEEL	15,141,495	17,234
68	NON-FERROUS METALS	2,812,552	12,756
69	MANUFACTURES OF METALS,N.E.S.	32,912,108	288,574
<b>7</b>	<b>MACHINERY AND TRANSPORT EQUIPMENT</b>	<b>279,230,288</b>	<b>8,007,524</b>
71	POWER GENERATING MACHINERY AND EQUIPMENT	7,087,869	915,209
72	MACHINERY SPECIALIZED FOR PARTICULAR INDUSTRIES	23,467,285	441,606
73	METAL WORKING MACHINERY	1,498,002	16,573
74	GENERAL INDUSTRIAL MACHINERY AND EQUIPMENT, N.E.S., AND MACHINE PARTS, N.E.S	29,010,079	793,419
75	OFFICE MACHINES AND AUTOMATIC DATA PROCESSING MACHINES	20,290,991	287,304
76	TELECOMMUNICATIONS AND SOUND RECORDING, REPRODUCING APPARATUS AND	103,762,937	1,038,085
77	ELECTRICAL MACHINERY, APPARATUS AND APPLIANCES, NES, AND ELECTRICAL PARTS, E	32,729,925	3,413,187
78	ROAD VEHICLES (INCLUDING AIR-CUSHION VEHICLES)	54,379,493	715,858
79	OTHER TRANSPORT EQUIPMENT	7,003,707	386,283

**Table 8 (cont'd)**

SECTION AND DIVISION		Imports 2003 (\$EC)	Domestic Exports 2003 (\$EC)
<b>8</b>	<b>MISCELLANEOUS MANUFACTURED ARTICLES</b>	<b>161,757,053</b>	<b>8,129,042</b>
81	PREFABRICATED BUILDING; SANITARY, PLUMBING, HEATING... AND FITTING, N.E.S.	7,210,125	56,274
82	FURNITURE AND PARTS THEREOF; BEDDING, MATTRESSES, ETC.	14,575,446	381,368
83	TRAVEL GOODS, HANDBAGS AND SIMILAR CONTAINERS	2,222,096	150,857
84	ARTICLES OF APPAREL AND CLOTHING ACCESSORIES	19,926,199	6,166,482
85	FOOTWEAR	10,470,137	6,883
87	PROFESSIONAL, SCIENTIFIC AND CONTROLLING INSTRUMENTS AND APPARATUS, N.E.S.	6,408,384	225,709
88	PHOTOGRAPHIC APPARATUS, EQUIPMENT AND SUPPLIES AND OPTICAL GOODS, N.E.S.	16,463,918	157,119
89	MISCELLANEOUS MANUFACTURED ARTICLES, N.E.S.	84,480,748	984,350
<b>9</b>	<b>COMMODITIES &amp; TRANSACTIONS NOT CLASSIFIED ACCORDING TO KIND</b>	<b>236,050</b>	<b>6,000</b>
91	POSTAL PACKAGES NOT CLASSIFIED ACCORDING TO KIND	200,406	500
93	SPECIAL TRANSACTION & COMMODITIES NOT CLASSIFIED ACCORDING TO KIND	15,926	5,500
96	COIN ( OTHER THAN GOLD COIN), NOT BEING LEGAL TENDER	2,464	0
97	GOLD, NON-MONETARY ( EXCLUDING GOLD ORES AND CONCENTRATES)	17,254	0
<b>TOTAL</b>		<b>1,065,084,758</b>	<b>104,842,305</b>

## BALANCE OF TRADE 1992-2000

**Table 9**

YEARS	IMPORTS	DOMESTIC EXPORTS	TRADE BALANCE
1992	827,114,088	309,592,708	-517,521,380
1993	810,500,847	285,792,564	-524,708,283
1994	817,115,701	223,735,342	-593,380,359
1995	827,341,749	253,054,206	-574,287,543
1996	846,138,647	208,369,080	-637,769,567
1997	897,029,821	152,932,051	-744,097,770
1998	905,117,477	161,763,646	-743,353,831
1999	963,257,409	140,317,579	-822,939,830
2000	979,059,918	110,687,779	-868,372,139
<b>TOTAL</b>	<b>7,872,675,657</b>	<b>1,846,244,955</b>	<b>-6,026,430,702</b>

**Table 9a**

YEARS	IMPORTS	DOMESTIC EXPORTS	TRADE BALANCE
1992	827,114,088	334,843,474	-492,270,614
1993	810,500,847	322,974,225	-487,526,622
1994	817,115,701	254,759,217	-562,356,484
1995	827,341,749	294,107,381	-533,234,368
1996	846,138,647	214,786,182	-631,352,465
1997	897,029,821	165,376,999	-731,652,822
1998	905,117,477	166,662,769	-738,454,708
1999	963,257,409	150,380,378	-812,877,031
2000	979,059,918	121,880,270	-857,179,648
<b>TOTAL</b>	<b>7,872,675,657</b>	<b>2,025,770,895</b>	<b>-5,846,904,762</b>

N.B. Data coverage for 1992-2000 is under the special Trade System. Whereas data coverage for 2001-2003 is under the General Trade System

## BALANCE OF TRADE 2001-2003

**Table 10**

YEARS	IMPORTS	TOTAL EXPORTS	TRADE BALANCE
2001	690,855,433	68,196,865	-622,658,568
2002	850,351,830	110,558,586	-739,793,244
2003	1,065,626,008	104,842,305	-898,692,810
<b>TOTAL</b>	<b>2,606,833,271</b>	<b>283,597,756</b>	<b>-2,261,144,622</b>

**Table 10a**

YEARS	IMPORTS	TOTAL EXPORTS	TRADE BALANCE
2001	690,855,433	112,646,463	-578,208,970
2002	850,351,830	162,209,723	-688,142,107
2003	1,065,626,008	166,933,198	-89,869,281
<b>TOTAL</b>	<b>2,606,833,271</b>	<b>441,789,384</b>	<b>-1,356,220,358</b>

N.B. Data coverage for 1992-2000 is under the special Trade System. Whereas data coverage for