

FOREWORD

The Statistical Department is pleased to bring out this Analysis of Trade.

The purpose of this publication is to keep the Researchers, Government Departments and Policy makers abreast with the most recent trade trends. This publication gives a synopsis of the trading activities of St. Lucia with the rest of the world on a yearly basis. It also examines goods traded by broad economic category with the rest of the world.

Notification of errors and / or suggestions for the improvement of future publications will be appreciated.

DIRECTOR OF STATISTICS

EXPLANATORY NOTES AND DEFINITIONS

Source: The Statistics published in this report are primarily obtained from the Customs Warrants submitted to the Customs and Excise Department on the Importation and Exportation of Goods. These Warrants are coded and batched in the Trade Section of the Statistics Department before being processed by the same Department. This report is then prepared from the computer printout.

Period Covered: This report covers all documents relating to Trade brought into account during the Calendar Year, January - December, 1999 on a Quarterly basis.

Trade Classification: The classification of goods is based on the Standard International Trade Classification (SITC) Revised 3 issued by the United Nations Economic and Social Council. This system of classification has been in operation from April 1991 and replaces the second Revision, which came into effect in January 1981.

System of Trade: The "Special Trade" is the system of coverage in this report i.e.

- (a) Imports represent the total of all imports cleared by the Customs for the local economy, and excludes all imports remaining under the control of the Customs Authority in Bonded Warehouses.
- (b) Exports represent the exports of all Domestic Produce and the Re-export¹ of imported goods which have previously been cleared from Customs control for the local economy. Imported goods which are re-exported directly from bonded warehouses are excluded.

Values: All values are shown in Eastern Caribbean Dollars (EC\$). Imports are valued c.i.f. , i.e. the value, insurance, freight and incidental charges up to the time of delivery at the port.

Exports are valued f.o.b., i.e. the value includes charges up to the time of delivery on board the exporting vessel or aircraft.

¹ Goods brought into the country for temporary use, with the intention to be returned or exported back to the country of origin.

TABLE OF CONTENTS

Foreword		i
Explanatory Notes and Definitions		ii
<u>IMPORTS</u>		
Review of Imports	Comparison of Imports for 2001 with 2002.	1
Table 1	Comparison of Imports for 2001 with 2002 according to S.I.T.C Section.	2
Chart 1	Comparison of Imports for 2001 with 2002 according to Section.	3
Table 2	Comparison of Imports for 2001 with 2002 with major trading partners.	4
Chart 2	Comparison of Imports for 2001 with 2002 with major trading partners.	4
<u>EXPORTS</u>		
Review of Exports	Comparison of Exports (Domestic Exports) for 2001 with 2002.	5
Table 3	Comparison of Exports (Domestic Exports) for 2001 with 2002 according to S.I.T.C Section.	6
Chart 3	Comparison of Exports (Domestic Exports) for 2001 with 2002 according to S.I.T.C Section.	7
Table 4	Comparison of Domestic Exports for 2001 + 2002 with major trading partners.	8
Chart 4	Comparison of Domestic Exports for 2001 + 2002 with major trading partners.	8
Table 5	Value of Imports, Domestic Exports and Total Export, analysis by Principal and S.I.T.C Sections 2001.	9-26
Table 6	Value of Imports Domestic, Exports and Total Export, analysis by Principal Countries and S.I.T.C Sections 2002	27-43
Table 7	Comparative value of Imports and Domestic Exports 2001-2000 Analysis by Division, Groups and Subgroups by Broad Economic Classification (BEC) 2000 - 2001.	44
Table 8	Value of Imports and Domestic Exports, analysis by Division, Group and Subgroup of	

	the Broad Economic Classification (BEC) for 2002.	45
Table 9	Value of Imports and Domestic Exports analysis by Sections and Division (S.I.T.C) for 2002.	46-48
Table 10a – 10b	Balance of Trade for 1992 - 2002.	49
Table 11a – 11b	Balance of Trade for 2001 - 2002	50

ANALYSIS OF TRADE

IMPORTS

Imports figures for the year 2002 when compared to the year 2001 increased by 158.7 million dollar or 23.07%. This increase was boosted by a 30.15 million dollar or a 36% expansion in the S.I.T.C section Mineral fuels, lubricants and related materials. Additional increases of 26%, 25.31%, 16.43% and 14.09% were respectively recorded in Miscellaneous Manufactures Articles; Machinery and Transport Equipment; Chemicals and Related Products NES and Beverages and Tobacco. In spite of there being an overall increase in imports, the S.I.T.C section Animals and Vegetable Oils, Fats and Waxes nonetheless recorded a 11.7% decrease.

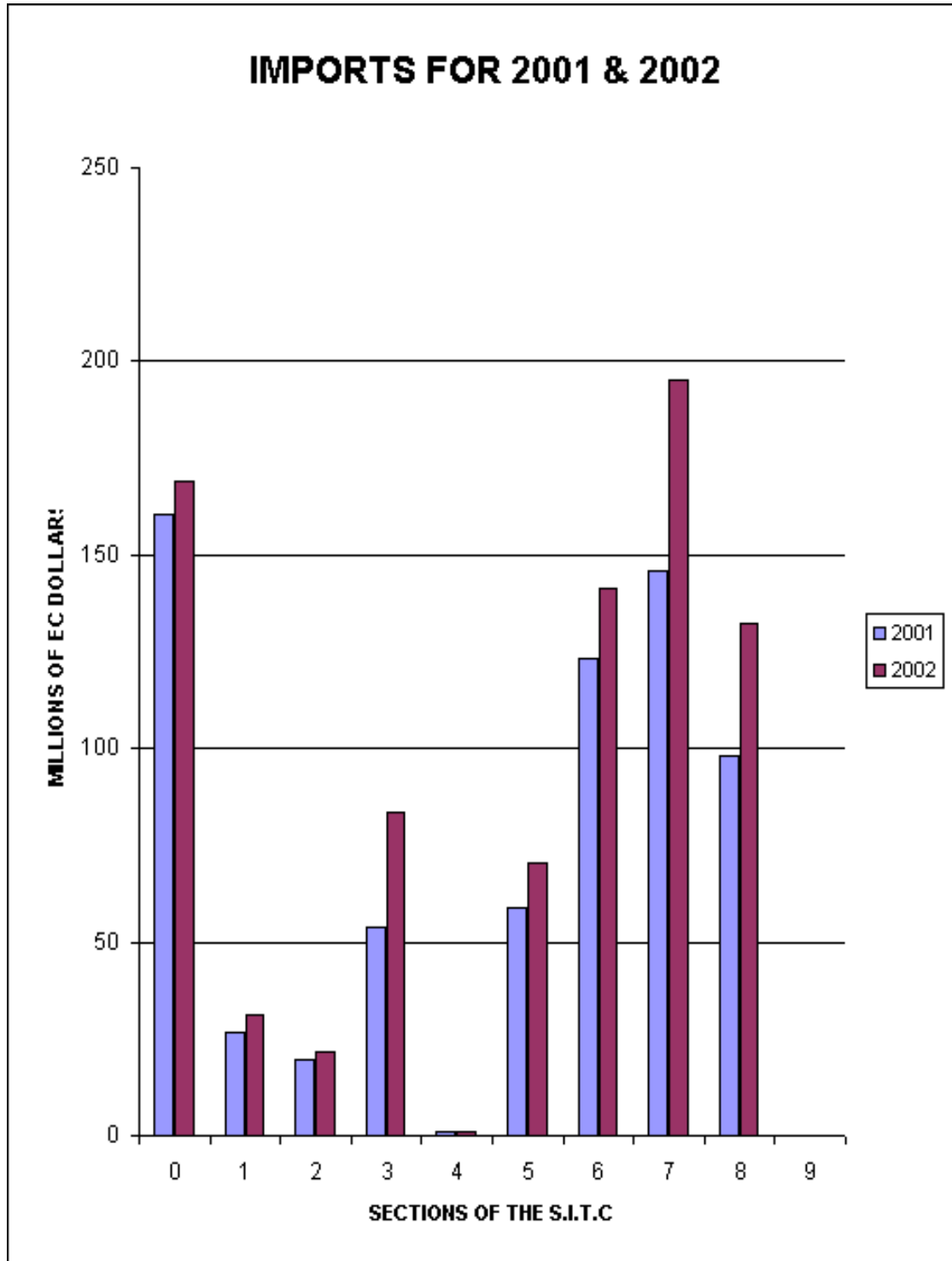
For the periods under review the main trading partners were United States, Trinidad and Tobago, United Kingdom, Japan, Canada and Barbados. Among the aforementioned trading partners the United States, Trinidad and Tobago and United Kingdom accounted for the bulk of total imports, respectively accounting for 38.30%, 14.23% and 9.20% of total imports for 2001, and 39.33%, 15.14% and 8.74% of total imports for 2002. In addition to the United States continued dominance of total imports, imports from the USA recorded a 26.41% increase for the periods under review. Within Caricom, Trinidad and Tobago continues to amount for the greater part of total regional imports, accounting for 62.12% and 69.02% of total imports from Caricom for 2001 and 2002 respectively.

IMPORTS
(In millions of EC Dollars)

Table 1

SECTION	2001	2002
(0) Food And Live Animals	160.39	169.01
(1) Beverages And Tobacco	26.88	31.29
(2) Crude Materials, Inedible, Except Fuels	19.70	21.56
(3) Mineral Fuels, Lubricants And Related Materials	53.60	83.75
(4) Animal And Vegetable Oils, Fats And Waxes	1.05	0.94
(5) Chemicals And Related Products N.E.S	59.02	70.64
(6) Manufactured Goods Classified Chiefly By Material	123.32	141.24
(7) Machinery And Transport Equipment	145.71	195.10
(8) Miscellaneous Manufactured Articles	97.93	132.37
(9) Commodities & Transactions Not Classified According To Kind	0.059	0.14
TOTAL	687.69	846.39

Chart 1

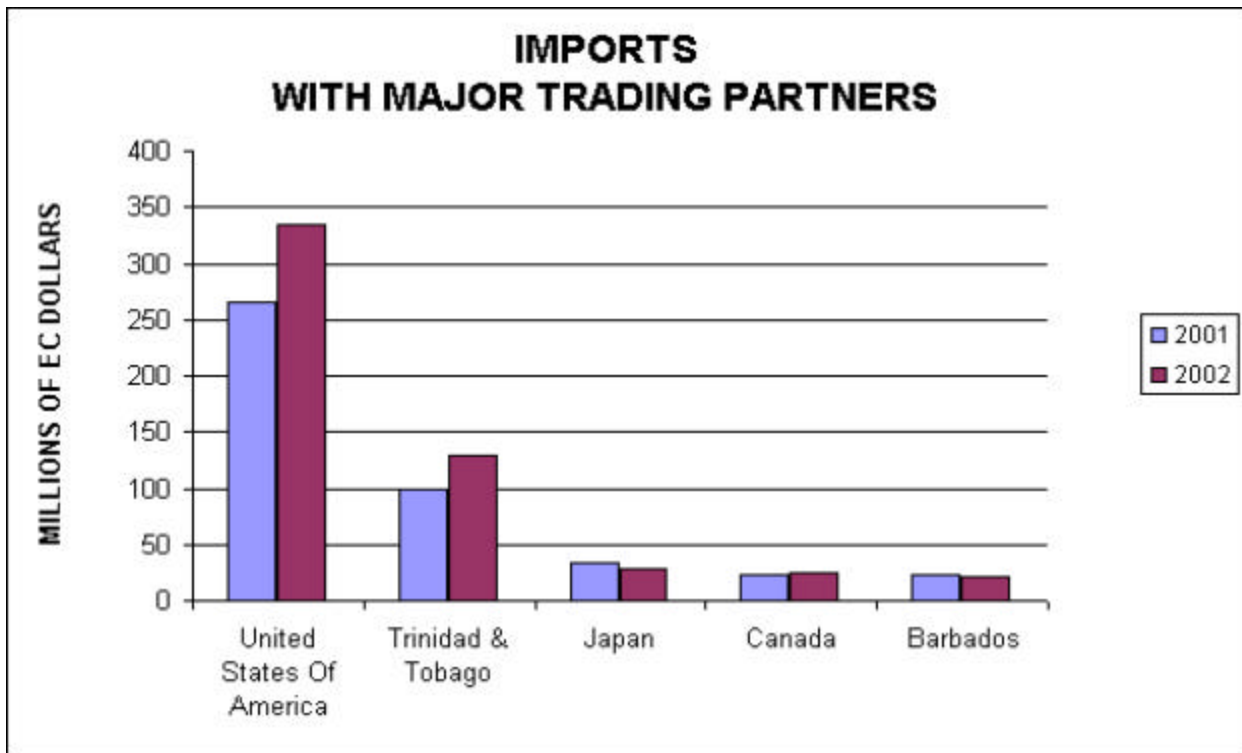


**IMPORTS
WITH MAJOR
TRADING PARTNERS**
(In millions of EC Dollars)

Table 2

COUNTRY	2001	2002
United States Of America	264.62	334.52
Trinidad & Tobago	98.35	128.76
United Kingdom	63.62	74.35
Japan	33.30	28.67
Canada	23.68	24.38
Barbados	23.12	21.68

Chart 2



ANALYSIS OF TRADE

DOMESTIC EXPORTS

Domestic Exports figures for the year 2002 when compared to the year 2001 increased by 42.23 million dollar or 61.92%. The S.I.T.C sections Food And Live Animals; Beverages and Tobacco; Manufactured Goods Classified Chiefly By Material and Miscellaneous Manufactured Articles were the sections contributing to this increase and accounted for 52.87%, 21.09%, 19.68% and 7.61% of total Domestic Exports respectively.

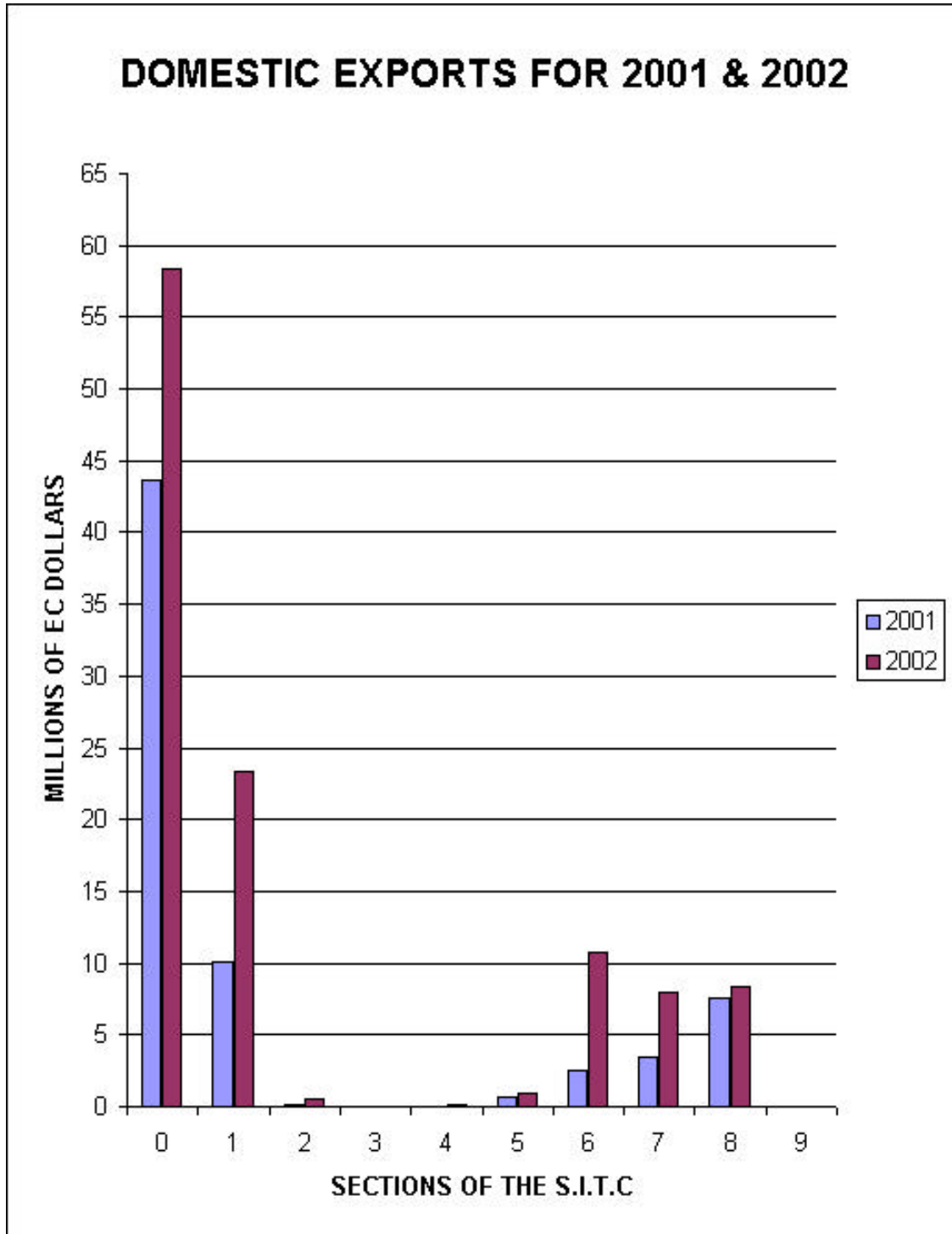
United Kingdom continues to be the significant contributor to total Domestic Exports for the periods under review recording an increase of 31% over the period 2001 – 2002. Additionally, United Kingdom accounted for 61.79% and 49.95% of total Domestic Exports for 2001 and 2002 respectively. Other important contributors to total domestic exports were Barbados, United States, Dominica and Saint Vincent and Grenadines recording an increase of 89.82%, 130.06%, 224.12% and 16.10% for the periods under review and accounted for 11.46%, 11.90%, 7.53% and 2.53% of total domestic exports for 2002 as oppose to 9.80%, 8.38%, 3.76% and 3.52% for 2001. With respect to Caricom, Barbados, Dominica and Saint Vincent and Grenadines were the significant Caricom domestic export markets.

DOMESTIC EXPORTS
(In millions of EC Dollars)

Table 3

SECTION	2001	2002
(0) Food And Live Animals	43.63	58.38
(1) Beverages And Tobacco	10.12	23.29
(2) Crude Materials, Inedible, Except Fuels	0.08	0.49
(3) Mineral Fuels, Lubricants And Related Materials	0	0
(4) Animal And Vegetable Oils, Fats And Waxes	0	0.13
(5) Chemicals And Related Products N.E.S	0.67	0.99
(6) Manufactured Goods Classified Chiefly By Material	2.56	10.69
(7) Machinery And Transport Equipment	3.50	8.01
(8) Miscellaneous Manufactured Articles	7.61	8.41
(9) Commodities & Transactions Not Classified According To Kind	0.017	0.019
TOTAL	68.19	110.42

Chart 3

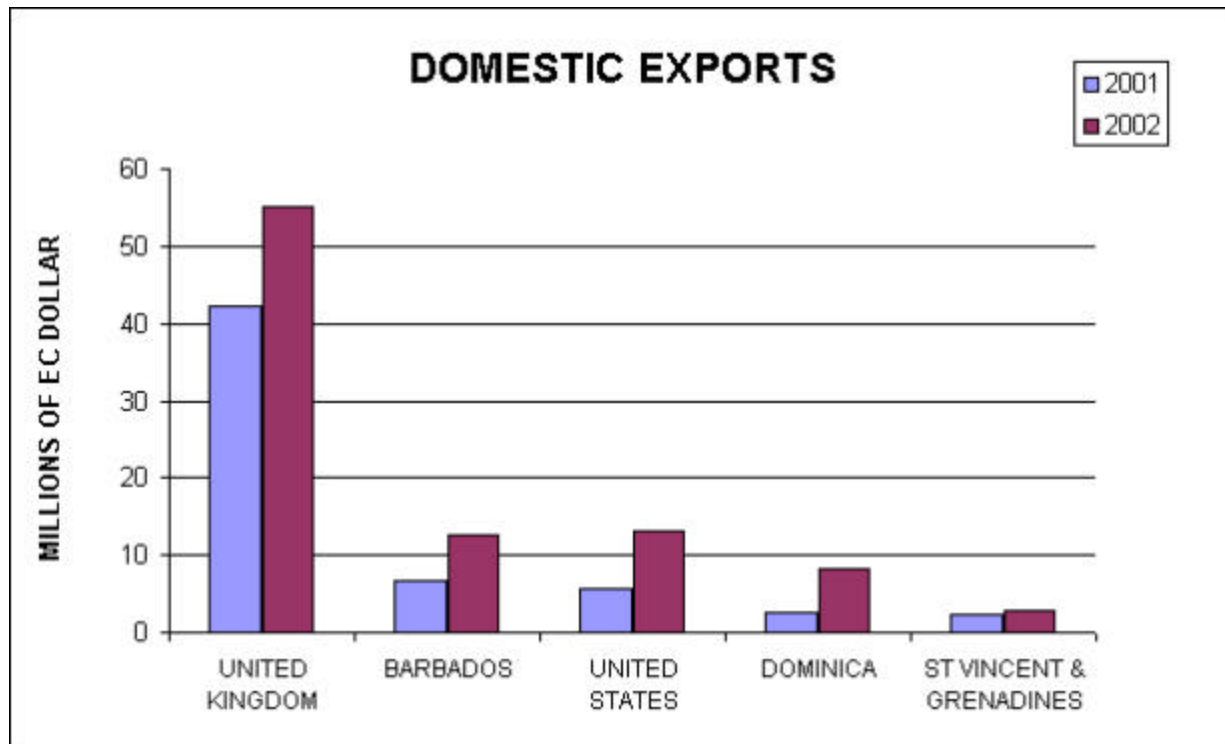


**DOMESTIC EXPORTS
WITH MAJOR TRADING PARTNERS
(In millions of EC Dollars)**

Table 4

COUNTRY	2001	2002
UNITED KINGDOM	42.15	55.22
BARBADOS	6.68	12.68
UNITED STATES	5.72	13.16
DOMINICA	2.57	8.33
ST VINCENT & GRENADINES	2.41	2.80

Chart 4



DIRECTION OF TRADE

VALUE OF IMPORTS, DOMESTIC EXPORTS AND TOTAL EXPORTS ANALYSIS BY PRINCIPAL PARTNERS AND S.I.T.C SECTION 2001

Table 5

Principal Partners and S.I.T.C Section	Imports (\$EC)	Dom Exports (\$EC)	TOT Exports (\$EC)
UNITED ARAB EMIRATES.....	171,337	0	0
0 FOOD & LIVE ANIMALS	104,355	0	0
6 MANUFACTURED GOODS CLASSIFIED CHIEFLY BY MATERIAL	7,657	0	0
7 MACHINERY AND TRANSPORT EQUIPMENT	21,216	0	0
8 MISCELLANEOUS MANUFACTURED ARTICLES	38,109	0	0
AFGHANISTAN.....	19,985	0	0
0 FOOD & LIVE ANIMALS	478	0	0
2 CRUDE MATERIALS, INEDIBLE, EXCEPT FUELS	19,507	0	0
ANTIGUA AND BARBUDA.....	2,199,874	3,910,503	3,973,445
0 FOOD & LIVE ANIMALS	284,149	706,223	706,798
1 BEVERAGES AND TOBACCO	609,573	3,076,214	3,076,911
2 CRUDE MATERIALS, INEDIBLE, EXCEPT FUELS	417,730	7,500	7,500
5 CHEMICALS AND RELATED PRODUCTS, N.E.S.	360,774	64,156	66,964
6 MANUFACTURED GOODS CLASSIFIED CHIEFLY BY MATERIAL	482,059	13,480	41,727
7 MACHINERY AND TRANSPORT EQUIPMENT	6,567	0	1,700
8 MISCELLANEOUS MANUFACTURED ARTICLES	39,017	42,930	71,845
9 COMMODITIES & TRANSACTIONS NOT CLASSIFIED ACCORDING TO KIND	5	0	0
ANGUILLA.....	0	76,300	83,698
0 FOOD & LIVE ANIMALS	0	102	102
1 BEVERAGES AND TOBACCO	0	76,198	76,198
6 MANUFACTURED GOODS CLASSIFIED CHIEFLY BY MATERIAL	0	0	50
8 MISCELLANEOUS MANUFACTURED ARTICLES	0	0	7,348
ARGENTINA.....	178,008	0	0
0 FOOD & LIVE ANIMALS	75,714	0	0
1 BEVERAGES AND TOBACCO	5,634	0	0
5 CHEMICALS AND RELATED PRODUCTS, N.E.S.	25,807	0	0
6 MANUFACTURED GOODS CLASSIFIED CHIEFLY BY MATERIAL	70,853	0	0
AMERICAN SAMOA.....	1,175	0	0
5 CHEMICALS AND RELATED PRODUCTS, N.E.S.	1,175	0	0
AUSTRIA.....	191,367	0	0
0 FOOD & LIVE ANIMALS	572	0	0
5 CHEMICALS AND RELATED PRODUCTS, N.E.S.	132,342	0	0
6 MANUFACTURED GOODS CLASSIFIED CHIEFLY BY MATERIAL	591	0	0
7 MACHINERY AND TRANSPORT EQUIPMENT	18,534	0	0
8 MISCELLANEOUS MANUFACTURED ARTICLES	39,328	0	0

Table 5 (Cont'd)

Principal Partners and S.I.I.T.C Section	Imports (\$EC)	Dom Exports (\$EC)	TOT Exports (\$EC)
AUSTRALIA.....	4,055,616	0	0
0 FOOD & LIVE ANIMALS	2,147,122	0	0
1 BEVERAGES AND TOBACCO	65,533	0	0
2 CRUDE MATERIALS, INEDIBLE, EXCEPT FUELS	8,687	0	0
5 CHEMICALS AND RELATED PRODUCTS, N.E.S.	4,551	0	0
6 MANUFACTURED GOODS CLASSIFIED CHIEFLY BY MATERIAL	1,688,496	0	0
7 MACHINERY AND TRANSPORT EQUIPMENT	112,996	0	0
8 MISCELLANEOUS MANUFACTURED ARTICLES	28,204	0	0
9 COMMODITIES & TRANSACTIONS NOT CLASSIFIED ACCORDING TO KIND	27	0	0
ARUBA.....	112,755	18,010	53,780
5 CHEMICALS AND RELATED PRODUCTS, N.E.S.	100	17,611	17,611
6 MANUFACTURED GOODS CLASSIFIED CHIEFLY BY MATERIAL	77,161	399	399
7 MACHINERY AND TRANSPORT EQUIPMENT	40	0	35,320
8 MISCELLANEOUS MANUFACTURED ARTICLES	35,454	0	450
BARBADOS.....	25,081,436	16,232,544	18,641,322
0 FOOD & LIVE ANIMALS	9,846,862	1,463,447	1,464,253
1 BEVERAGES AND TOBACCO	1,844,845	13,832,356	13,832,356
2 CRUDE MATERIALS, INEDIBLE, EXCEPT FUELS	30,501	2,510	2,510
3 MINERAL FUELS, LUBRICANTS AND RELATED MATERIALS	2,323	625	625
4 ANIMAL AND VEGETABLE OILS, FATS AND WAXES	105,520	0	0
5 CHEMICALS AND RELATED PRODUCTS, N.E.S.	5,105,646	166,753	191,096
6 MANUFACTURED GOODS CLASSIFIED CHIEFLY BY MATERIAL	4,651,390	378,237	397,695
7 MACHINERY AND TRANSPORT EQUIPMENT	190,187	45,009	2,322,915
8 MISCELLANEOUS MANUFACTURED ARTICLES	3,303,536	343,607	429,872
9 COMMODITIES & TRANSACTIONS NOT CLASSIFIED ACCORDING TO KIND	626	0	0
BANGLADESH.....	397,656	95,407	95,407
0 FOOD & LIVE ANIMALS	145,000	95,407	95,407
5 CHEMICALS AND RELATED PRODUCTS, N.E.S.	249,735	0	0
6 MANUFACTURED GOODS CLASSIFIED CHIEFLY BY MATERIAL	78	0	0
8 MISCELLANEOUS MANUFACTURED ARTICLES	2,843	0	0
BELGIUM.....	2,772,099	0	0
0 FOOD & LIVE ANIMALS	680,048	0	0
1 BEVERAGES AND TOBACCO	1,998	0	0
2 CRUDE MATERIALS, INEDIBLE, EXCEPT FUELS	7,430	0	0
5 CHEMICALS AND RELATED PRODUCTS, N.E.S.	761,560	0	0
6 MANUFACTURED GOODS CLASSIFIED CHIEFLY BY MATERIAL	554,657	0	0
7 MACHINERY AND TRANSPORT EQUIPMENT	722,683	0	0
8 MISCELLANEOUS MANUFACTURED ARTICLES	43,723	0	0
BULGARIA.....	20,708	0	0
0 FOOD & LIVE ANIMALS	16,186	0	0
7 MACHINERY AND TRANSPORT EQUIPMENT	4,522	0	0
BAHRAIN.....	88	0	0
6 MANUFACTURED GOODS CLASSIFIED CHIEFLY BY MATERIAL	88	0	0

Table 5 (Cont'd)

Principal Partners and SI.I.T.C Section	Imports (\$EC)	Dom Exports (\$EC)	TOT Exports (\$EC)
BERMUDA	26,423	0	0
5 CHEMICALS AND RELATED PRODUCTS, N.E.S.	20,421	0	0
6 MANUFACTURED GOODS CLASSIFIED CHIEFLY BY MATERIAL	5,997	0	0
9 COMMODITIES & TRANSACTIONS NOT CLASSIFIED ACCORDING TO KIND	5	0	0
BOLIVIA	37,061	0	0
1 BEVERAGES AND TOBACCO	37,061	0	0
BRAZIL	5,067,583	0	42,071
0 FOOD & LIVE ANIMALS	892,427	0	0
2 CRUDE MATERIALS, INEDIBLE, EXCEPT FUELS	41,463	0	0
3 MINERAL FUELS,LUBRICANTS AND RELATED MATERIALS	268	0	0
5 CHEMICALS AND RELATED PRODUCTS, N.E.S.	62,385	0	0
6 MANUFACTURED GOODS CLASSIFIED CHIEFLY BY MATERIAL	3,386,664	0	0
7 MACHINERY AND TRANSPORT EQUIPMENT	354,472	0	28,556
8 MISCELLANEOUS MANUFACTURED ARTICLES	329,904	0	13,515
BAHAMAS	20,553	57,753	62,971
1 BEVERAGES AND TOBACCO	0	57,753	57,753
5 CHEMICALS AND RELATED PRODUCTS, N.E.S.	10,485	0	0
6 MANUFACTURED GOODS CLASSIFIED CHIEFLY BY MATERIAL	8,075	0	3,530
7 MACHINERY AND TRANSPORT EQUIPMENT	1,993	0	0
8 MISCELLANEOUS MANUFACTURED ARTICLES	0	0	1,688
BOUVET ISLAND	0	9,907	9,907
0 FOOD & LIVE ANIMALS	0	9,907	9,907
BELIZE	219,819	339,793	341,223
0 FOOD & LIVE ANIMALS	39,157	750	750
1 BEVERAGES AND TOBACCO	0	336,623	336,623
6 MANUFACTURED GOODS CLASSIFIED CHIEFLY BY MATERIAL	130,989	0	1,300
7 MACHINERY AND TRANSPORT EQUIPMENT	48,978	0	0
8 MISCELLANEOUS MANUFACTURED ARTICLES	695	2,420	2,550
CANADA	27,288,693	381,931	431,238
0 FOOD & LIVE ANIMALS	14,817,663	355,679	355,679
1 BEVERAGES AND TOBACCO	347,109	0	0
2 CRUDE MATERIALS, INEDIBLE, EXCEPT FUELS	197,401	0	0
3 MINERAL FUELS,LUBRICANTS AND RELATED MATERIALS	95,355	0	0
4 ANIMAL AND VEGETABLE OILS, FATS AND WAXES	7,526	0	0
5 CHEMICALS AND RELATED PRODUCTS, N.E.S.	1,478,117	0	0
6 MANUFACTURED GOODS CLASSIFIED CHIEFLY BY MATERIAL	2,376,346	250	1,250
7 MACHINERY AND TRANSPORT EQUIPMENT	5,362,457	250	48,006
8 MISCELLANEOUS MANUFACTURED ARTICLES	2,597,397	25,752	26,303
9 COMMODITIES & TRANSACTIONS NOT CLASSIFIED ACCORDING TO KIND	9,322	0	0
COCOS (KEELING) ISLANDS	0	1,620	1,620
8 MISCELLANEOUS MANUFACTURED ARTICLES	0	1,620	1,620

Table 5 (cont'd)

Principal Partners and S.I.I.T.C Section		Imports (\$EC)	Dom Exports (\$EC)	TOT Exports (\$EC)
SWITZERLAND.....		1,243,148	5,741	54,586
0	FOOD & LIVE ANIMALS	366,656	0	0
1	BEVERAGES AND TOBACCO	115,473	0	0
2	CRUDE MATERIALS, INEDIBLE, EXCEPT FUELS	45	0	0
5	CHEMICALS AND RELATED PRODUCTS, N.E.S.	442,787	0	3,401
6	MANUFACTURED GOODS CLASSIFIED CHIEFLY BY MATERIAL	28,427	659	1,208
7	MACHINERY AND TRANSPORT EQUIPMENT	126,945	0	0
8	MISCELLANEOUS MANUFACTURED ARTICLES	162,815	5,082	49,977
CHILE.....		1,156,265	0	18,053
0	FOOD & LIVE ANIMALS	305,174	0	0
1	BEVERAGES AND TOBACCO	720,549	0	18,053
5	CHEMICALS AND RELATED PRODUCTS, N.E.S.	19,473	0	0
6	MANUFACTURED GOODS CLASSIFIED CHIEFLY BY MATERIAL	109,775	0	0
8	MISCELLANEOUS MANUFACTURED ARTICLES	1,294	0	0
CHINA.....		18,306,270	16,029	432,566
0	FOOD & LIVE ANIMALS	256,713	0	0
1	BEVERAGES AND TOBACCO	5,885	0	0
2	CRUDE MATERIALS, INEDIBLE, EXCEPT FUELS	52,479	0	0
3	MINERAL FUELS, LUBRICANTS AND RELATED MATERIALS	846	0	0
5	CHEMICALS AND RELATED PRODUCTS, N.E.S.	676,497	0	0
6	MANUFACTURED GOODS CLASSIFIED CHIEFLY BY MATERIAL	5,252,078	14,910	71,475
7	MACHINERY AND TRANSPORT EQUIPMENT	4,114,376	1,119	186,891
8	MISCELLANEOUS MANUFACTURED ARTICLES	7,947,396	0	174,200
COLOMBIA.....		5,890,328	0	6,384
0	FOOD & LIVE ANIMALS	959,027	0	0
5	CHEMICALS AND RELATED PRODUCTS, N.E.S.	39,061	0	0
6	MANUFACTURED GOODS CLASSIFIED CHIEFLY BY MATERIAL	4,699,340	0	0
7	MACHINERY AND TRANSPORT EQUIPMENT	106,212	0	0
8	MISCELLANEOUS MANUFACTURED ARTICLES	86,682	0	6,384
9	COMMODITIES & TRANSACTIONS NOT CLASSIFIED ACCORDING TO KIND	6	0	0
COSTA RICA.....		1,605,142	0	0
0	FOOD & LIVE ANIMALS	3,608	0	0
1	BEVERAGES AND TOBACCO	1,094	0	0
5	CHEMICALS AND RELATED PRODUCTS, N.E.S.	770,681	0	0
6	MANUFACTURED GOODS CLASSIFIED CHIEFLY BY MATERIAL	148,867	0	0
7	MACHINERY AND TRANSPORT EQUIPMENT	249,707	0	0
8	MISCELLANEOUS MANUFACTURED ARTICLES	431,185	0	0
CZECHOSLOVAKIA.....		57,629	577	577
0	FOOD & LIVE ANIMALS	0	577	577
5	CHEMICALS AND RELATED PRODUCTS, N.E.S.	8,179	0	0
6	MANUFACTURED GOODS CLASSIFIED CHIEFLY BY MATERIAL	29,459	0	0
7	MACHINERY AND TRANSPORT EQUIPMENT	891	0	0
8	MISCELLANEOUS MANUFACTURED ARTICLES	19,100	0	0

Table 5 (cont'd)

Principal Partners and S.I.I.T.C Section		Imports (\$EC)	Dom Exports (\$EC)	TOT Exports (\$EC)
CUBA.....		73,263	6,897	13,568
0	FOOD & LIVE ANIMALS	0	70	70
1	BEVERAGES AND TOBACCO	47,588	0	0
4	ANIMAL AND VEGETABLE OILS, FATS AND WAXES	0	35	35
6	MANUFACTURED GOODS CLASSIFIED CHIEFLY BY MATERIAL	726	0	0
7	MACHINERY AND TRANSPORT EQUIPMENT	0	0	6,671
8	MISCELLANEOUS MANUFACTURED ARTICLES	24,949	6,792	6,792
CYPRUS.....		9,182	0	0
1	BEVERAGES AND TOBACCO	2,433	0	0
5	CHEMICALS AND RELATED PRODUCTS, N.E.S.	1,627	0	0
8	MISCELLANEOUS MANUFACTURED ARTICLES	4,852	0	0
9	COMMODITIES & TRANSACTIONS NOT CLASSIFIED ACCORDING TO KIND	270	0	0
FEDERAL REPUBLIC OF GERMANY.....		7,661,031	294,272	698,898
0	FOOD & LIVE ANIMALS	513,323	0	0
1	BEVERAGES AND TOBACCO	589,594	0	2,762
2	CRUDE MATERIALS, INEDIBLE, EXCEPT FUELS	20,495	100	100
3	MINERAL FUELS, LUBRICANTS AND RELATED MATERIALS	101,195	0	0
5	CHEMICALS AND RELATED PRODUCTS, N.E.S.	819,347	87,929	111,268
6	MANUFACTURED GOODS CLASSIFIED CHIEFLY BY MATERIAL	1,314,086	0	120
7	MACHINERY AND TRANSPORT EQUIPMENT	3,249,166	36,607	402,612
8	MISCELLANEOUS MANUFACTURED ARTICLES	1,052,269	169,636	182,036
9	COMMODITIES & TRANSACTIONS NOT CLASSIFIED ACCORDING TO KIND	1,556	0	0
DENMARK.....		2,978,278	0	6,792
0	FOOD & LIVE ANIMALS	1,071,027	0	0
1	BEVERAGES AND TOBACCO	43,944	0	0
4	ANIMAL AND VEGETABLE OILS, FATS AND WAXES	6	0	0
5	CHEMICALS AND RELATED PRODUCTS, N.E.S.	135,932	0	0
6	MANUFACTURED GOODS CLASSIFIED CHIEFLY BY MATERIAL	19,660	0	0
7	MACHINERY AND TRANSPORT EQUIPMENT	1,693,337	0	0
8	MISCELLANEOUS MANUFACTURED ARTICLES	14,362	0	6,792
9	COMMODITIES & TRANSACTIONS NOT CLASSIFIED ACCORDING TO KIND	10	0	0
DOMINICA.....		3,944,410	4,317,800	5,060,817
0	FOOD & LIVE ANIMALS	1,301	152,758	177,290
1	BEVERAGES AND TOBACCO	450,573	3,011,491	3,011,491
2	CRUDE MATERIALS, INEDIBLE, EXCEPT FUELS	513	41,800	41,800
5	CHEMICALS AND RELATED PRODUCTS, N.E.S.	2,841,197	204,224	229,847
6	MANUFACTURED GOODS CLASSIFIED CHIEFLY BY MATERIAL	291,693	769,922	845,031
7	MACHINERY AND TRANSPORT EQUIPMENT	16,492	2,335	397,054
8	MISCELLANEOUS MANUFACTURED ARTICLES	342,631	135,270	358,304
9	COMMODITIES & TRANSACTIONS NOT CLASSIFIED ACCORDING TO KIND	10	0	0

Table 5 (cont'd)

Principal Partners and S.I.T.C Section		Imports (\$EC)	Dom Exports (\$EC)	TOT Exports (\$EC)
DOMINICAN REPUBLIC.....		3,786,216	68,249	112,399
0	FOOD & LIVE ANIMALS	8,243	17,763	17,763
1	BEVERAGES AND TOBACCO	3,121	27,901	27,901
5	CHEMICALS AND RELATED PRODUCTS, N.E.S.	2,501,554	22,585	22,585
6	MANUFACTURED GOODS CLASSIFIED CHIEFLY BY MATERIAL	741,424	0	0
7	MACHINERY AND TRANSPORT EQUIPMENT	4,986	0	0
8	MISCELLANEOUS MANUFACTURED ARTICLES	526,888	0	44,150
ECUADOR.....		64,415	0	482
5	CHEMICALS AND RELATED PRODUCTS, N.E.S.	4,359	0	0
6	MANUFACTURED GOODS CLASSIFIED CHIEFLY BY MATERIAL	45,157	0	482
8	MISCELLANEOUS MANUFACTURED ARTICLES	14,899	0	0
EGYPT.....		17,433	0	0
0	FOOD & LIVE ANIMALS	863	0	0
6	MANUFACTURED GOODS CLASSIFIED CHIEFLY BY MATERIAL	7,324	0	0
8	MISCELLANEOUS MANUFACTURED ARTICLES	9,246	0	0
SPAIN.....		695,920	0	0
0	FOOD & LIVE ANIMALS	198,404	0	0
1	BEVERAGES AND TOBACCO	80,100	0	0
2	CRUDE MATERIALS, INEDIBLE, EXCEPT FUELS	137	0	0
3	MINERAL FUELS, LUBRICANTS AND RELATED MATERIALS	18	0	0
4	ANIMAL AND VEGETABLE OILS, FATS AND WAXES	1,122	0	0
5	CHEMICALS AND RELATED PRODUCTS, N.E.S.	52,847	0	0
6	MANUFACTURED GOODS CLASSIFIED CHIEFLY BY MATERIAL	110,925	0	0
7	MACHINERY AND TRANSPORT EQUIPMENT	184,343	0	0
8	MISCELLANEOUS MANUFACTURED ARTICLES	68,010	0	0
9	COMMODITIES & TRANSACTIONS NOT CLASSIFIED ACCORDING TO KIND	14	0	0
ETHIOPIA.....		977	0	0
0	FOOD & LIVE ANIMALS	977	0	0
FINLAND.....		1,275,565	0	0
1	BEVERAGES AND TOBACCO	222,904	0	0
2	CRUDE MATERIALS, INEDIBLE, EXCEPT FUELS	157	0	0
5	CHEMICALS AND RELATED PRODUCTS, N.E.S.	6,225	0	0
6	MANUFACTURED GOODS CLASSIFIED CHIEFLY BY MATERIAL	281,779	0	0
7	MACHINERY AND TRANSPORT EQUIPMENT	741,558	0	0
8	MISCELLANEOUS MANUFACTURED ARTICLES	22,942	0	0

Table 5 (cont'd)

Principal Partners and S.I.I.T.C Section		Imports (\$EC)	Dom Exports (\$EC)	TOT Exports (\$EC)
FRANCE.....		13,085,195	73,753	498,861
0	FOOD & LIVE ANIMALS	2,959,512	48,904	48,904
1	BEVERAGES AND TOBACCO	3,589,016	0	23,784
2	CRUDE MATERIALS, INEDIBLE, EXCEPT FUELS	18,954	0	0
3	MINERAL FUELS,LUBRICANTS AND RELATED MATERIALS	1,622	0	0
4	ANIMAL AND VEGETABLE OILS, FATS AND WAXES	151	0	0
5	CHEMICALS AND RELATED PRODUCTS, N.E.S.	829,290	0	316,855
6	MANUFACTURED GOODS CLASSIFIED CHIEFLY BY MATERIAL	2,707,781	0	19,665
7	MACHINERY AND TRANSPORT EQUIPMENT	2,201,261	24,849	30,207
8	MISCELLANEOUS MANUFACTURED ARTICLES	777,472	0	59,446
9	COMMODITIES & TRANSACTIONS NOT CLASSIFIED ACCORDING TO KIND	136	0	0
GABON.....		7,113	0	0
0	FOOD & LIVE ANIMALS	7,113	0	0
UNITED KINGDOM.....		71,833,618	41,521,487	42,831,538
0	FOOD & LIVE ANIMALS	20,881,674	40,845,526	40,917,228
1	BEVERAGES AND TOBACCO	5,157,729	400,143	443,687
2	CRUDE MATERIALS, INEDIBLE, EXCEPT FUELS	141,800	0	30,000
3	MINERAL FUELS,LUBRICANTS AND RELATED MATERIALS	13,292	0	0
4	ANIMAL AND VEGETABLE OILS, FATS AND WAXES	54,195	0	0
5	CHEMICALS AND RELATED PRODUCTS, N.E.S.	4,836,550	156	3,489
6	MANUFACTURED GOODS CLASSIFIED CHIEFLY BY MATERIAL	9,190,898	6,177	81,115
7	MACHINERY AND TRANSPORT EQUIPMENT	19,881,159	27,474	686,386
8	MISCELLANEOUS MANUFACTURED ARTICLES	11,661,025	242,011	669,633
9	COMMODITIES & TRANSACTIONS NOT CLASSIFIED ACCORDING TO KIND	15,296	0	0
GRENADA.....		7,796,486	4,204,186	4,421,098
0	FOOD & LIVE ANIMALS	5,873,907	76,729	76,729
1	BEVERAGES AND TOBACCO	274,113	2,877,156	2,877,330
5	CHEMICALS AND RELATED PRODUCTS, N.E.S.	689,538	250,124	281,038
6	MANUFACTURED GOODS CLASSIFIED CHIEFLY BY MATERIAL	928,446	762,496	882,683
7	MACHINERY AND TRANSPORT EQUIPMENT	5,000	283	12,495
8	MISCELLANEOUS MANUFACTURED ARTICLES	25,235	237,398	257,223
9	COMMODITIES & TRANSACTIONS NOT CLASSIFIED ACCORDING TO KIND	247	0	33,600
FRENCH GUIANA.....		1,610	0	0
5	CHEMICALS AND RELATED PRODUCTS, N.E.S.	5	0	0
8	MISCELLANEOUS MANUFACTURED ARTICLES	1,490	0	0
9	COMMODITIES & TRANSACTIONS NOT CLASSIFIED ACCORDING TO KIND	115	0	0
GUINEA.....		16,587	0	0
0	FOOD & LIVE ANIMALS	451	0	0
6	MANUFACTURED GOODS CLASSIFIED CHIEFLY BY MATERIAL	16,136	0	0
GUADELOUPE/ST. BARTHELEMY.....		57,164	79,501	272,236
2	CRUDE MATERIALS, INEDIBLE, EXCEPT FUELS	36,396	0	0
5	CHEMICALS AND RELATED PRODUCTS, N.E.S.	500	0	6,260
6	MANUFACTURED GOODS CLASSIFIED CHIEFLY BY MATERIAL	8,947	15,606	142,838
7	MACHINERY AND TRANSPORT EQUIPMENT	5,689	0	40,790
8	MISCELLANEOUS MANUFACTURED ARTICLES	5,632	63,895	82,348

Table 5 (Cont'd)

Principal Partners and S.I.I.T.C Section	Imports (\$EC)	Dom Exports (\$EC)	TOT Exports (\$EC)
GREECE.....	486,104	0	0
0 FOOD & LIVE ANIMALS	96,700	0	0
1 BEVERAGES AND TOBACCO	4,741	0	0
2 CRUDE MATERIALS, INEDIBLE, EXCEPT FUELS	1,888	0	0
4 ANIMAL AND VEGETABLE OILS, FATS AND WAXES	2,123	0	0
5 CHEMICALS AND RELATED PRODUCTS, N.E.S.	4,299	0	0
6 MANUFACTURED GOODS CLASSIFIED CHIEFLY BY MATERIAL	35,425	0	0
7 MACHINERY AND TRANSPORT EQUIPMENT	321,297	0	0
8 MISCELLANEOUS MANUFACTURED ARTICLES	19,631	0	0
GUATEMALA.....	942,973	0	0
0 FOOD & LIVE ANIMALS	40,404	0	0
5 CHEMICALS AND RELATED PRODUCTS, N.E.S.	892,882	0	0
6 MANUFACTURED GOODS CLASSIFIED CHIEFLY BY MATERIAL	8,094	0	0
8 MISCELLANEOUS MANUFACTURED ARTICLES	1,593	0	0
GUYANA.....	12,310,552	1,180,920	1,193,492
0 FOOD & LIVE ANIMALS	10,070,696	72,217	72,217
1 BEVERAGES AND TOBACCO	183,023	1,080,859	1,080,859
2 CRUDE MATERIALS, INEDIBLE, EXCEPT FUELS	1,086,961	0	0
5 CHEMICALS AND RELATED PRODUCTS, N.E.S.	566,464	25,220	25,349
6 MANUFACTURED GOODS CLASSIFIED CHIEFLY BY MATERIAL	259,700	2,193	2,193
7 MACHINERY AND TRANSPORT EQUIPMENT	200	431	12,874
8 MISCELLANEOUS MANUFACTURED ARTICLES	142,046	0	0
9 COMMODITIES & TRANSACTIONS NOT CLASSIFIED ACCORDING TO KIND	1,462	0	0
HONG KONG.....	1,548,526	13,248	19,687
5 CHEMICALS AND RELATED PRODUCTS, N.E.S.	194,192	0	0
6 MANUFACTURED GOODS CLASSIFIED CHIEFLY BY MATERIAL	492,482	0	0
7 MACHINERY AND TRANSPORT EQUIPMENT	305,932	0	6,439
8 MISCELLANEOUS MANUFACTURED ARTICLES	555,920	13,248	13,248
HONDURAS.....	4,108,914	46,431	87,185
2 CRUDE MATERIALS, INEDIBLE, EXCEPT FUELS	4,025,911	0	0
5 CHEMICALS AND RELATED PRODUCTS, N.E.S.	2,772	0	0
6 MANUFACTURED GOODS CLASSIFIED CHIEFLY BY MATERIAL	29,790	0	0
7 MACHINERY AND TRANSPORT EQUIPMENT	41,025	0	40,754
8 MISCELLANEOUS MANUFACTURED ARTICLES	9,416	46,431	46,431
HAITI.....	29,891	0	0
0 FOOD & LIVE ANIMALS	3,049	0	0
8 MISCELLANEOUS MANUFACTURED ARTICLES	26,842	0	0
HUNGARY.....	176,243	0	0
0 FOOD & LIVE ANIMALS	21,963	0	0
5 CHEMICALS AND RELATED PRODUCTS, N.E.S.	12,627	0	0
6 MANUFACTURED GOODS CLASSIFIED CHIEFLY BY MATERIAL	4,194	0	0
7 MACHINERY AND TRANSPORT EQUIPMENT	135,086	0	0
8 MISCELLANEOUS MANUFACTURED ARTICLES	2,373	0	0

Table 5 (Cont'd)

Principal Partners and S.I.I.T.C Section	Imports (\$EC)	Dom Exports (\$EC)	TOT Exports (\$EC)
INDONESIA.....	1,054,951	0	16,738
0 FOOD & LIVE ANIMALS	14,477	0	0
5 CHEMICALS AND RELATED PRODUCTS, N.E.S.	99,712	0	0
6 MANUFACTURED GOODS CLASSIFIED CHIEFLY BY MATERIAL	278,746	0	0
7 MACHINERY AND TRANSPORT EQUIPMENT	125,354	0	0
8 MISCELLANEOUS MANUFACTURED ARTICLES	536,662	0	16,738
IRELAND.....	790,244	210	210
0 FOOD & LIVE ANIMALS	421,547	0	0
1 BEVERAGES AND TOBACCO	32,559	210	210
3 MINERAL FUELS,LUBRICANTS AND RELATED MATERIALS	417	0	0
5 CHEMICALS AND RELATED PRODUCTS, N.E.S.	130,361	0	0
6 MANUFACTURED GOODS CLASSIFIED CHIEFLY BY MATERIAL	36,645	0	0
7 MACHINERY AND TRANSPORT EQUIPMENT	118,036	0	0
8 MISCELLANEOUS MANUFACTURED ARTICLES	50,679	0	0
ISRAEL.....	374,191	0	3,253
2 CRUDE MATERIALS, INEDIBLE, EXCEPT FUELS	33,146	0	0
6 MANUFACTURED GOODS CLASSIFIED CHIEFLY BY MATERIAL	3,566	0	0
7 MACHINERY AND TRANSPORT EQUIPMENT	66,453	0	0
8 MISCELLANEOUS MANUFACTURED ARTICLES	271,026	0	3,253
INDIA.....	1,571,601	38,073	270,362
0 FOOD & LIVE ANIMALS	22,086	0	0
1 BEVERAGES AND TOBACCO	32,601	0	15,544
2 CRUDE MATERIALS, INEDIBLE, EXCEPT FUELS	6,338	0	0
5 CHEMICALS AND RELATED PRODUCTS, N.E.S.	218,069	0	127,574
6 MANUFACTURED GOODS CLASSIFIED CHIEFLY BY MATERIAL	270,675	32,235	32,235
7 MACHINERY AND TRANSPORT EQUIPMENT	735,688	0	49,146
8 MISCELLANEOUS MANUFACTURED ARTICLES	286,134	5,838	45,863
9 COMMODITIES & TRANSACTIONS NOT CLASSIFIED ACCORDING TO KIND	10	0	0
IRAN (ISLAMIC REPUBLIC OF).....	18,785	0	0
0 FOOD & LIVE ANIMALS	10,146	0	0
8 MISCELLANEOUS MANUFACTURED ARTICLES	8,639	0	0
ICELAND.....	16,966	0	0
5 CHEMICALS AND RELATED PRODUCTS, N.E.S.	9,319	0	0
6 MANUFACTURED GOODS CLASSIFIED CHIEFLY BY MATERIAL	23	0	0
7 MACHINERY AND TRANSPORT EQUIPMENT	464	0	0
8 MISCELLANEOUS MANUFACTURED ARTICLES	7,160	0	0
ITALY.....	6,698,523	50,537	597,818
0 FOOD & LIVE ANIMALS	178,893	0	0
1 BEVERAGES AND TOBACCO	458,176	0	1,110
4 ANIMAL AND VEGETABLE OILS, FATS AND WAXES	13,865	0	0
5 CHEMICALS AND RELATED PRODUCTS, N.E.S.	99,779	0	0
6 MANUFACTURED GOODS CLASSIFIED CHIEFLY BY MATERIAL	3,538,516	0	1,662
7 MACHINERY AND TRANSPORT EQUIPMENT	1,719,947	42,773	258,683
8 MISCELLANEOUS MANUFACTURED ARTICLES	689,347	7,764	336,363

Table 5 (Cont'd)

Principal Partners and S.I.T.C Section		Imports (\$EC)	Dom Exports (\$EC)	TOT Exports (\$EC)
		7,175,255	19,339	124,442
0	FOOD & LIVE ANIMALS	2,317,466	26	26
1	BEVERAGES AND TOBACCO	2,432,553	0	1,350
2	CRUDE MATERIALS, INEDIBLE, EXCEPT FUELS	188,037	0	0
3	MINERAL FUELS,LUBRICANTS AND RELATED MATERIALS	173,542	0	0
4	ANIMAL AND VEGETABLE OILS, FATS ANS WAXES	9,601	0	0
5	CHEMICALS AND RELATED PRODUCTS, N.E.S.	1,062,557	42	42
6	MANUFACTURED GOODS CLASSIFIED CHIEFLY BY MATERIAL	249,433	0	2,401
7	MACHINERY AND TRANSPORT EQUIPMENT	71,969	11,800	108,647
8	MISCELLANEOUS MANUFACTURED ARTICLES	669,976	7,471	11,976
9	COMMODITIES & TRANSACTIONS NOT CLASSIFIED ACCORDING TO KIND	121	0	0
JORDAN.....		1,063	0	0
7	MACHINERY AND TRANSPORT EQUIPMENT	1,063	0	0
JAPAN.....		33,894,916	178,553	637,133
0	FOOD & LIVE ANIMALS	736	0	0
2	CRUDE MATERIALS, INEDIBLE, EXCEPT FUELS	4,532	0	0
3	MINERAL FUELS,LUBRICANTS AND RELATED MATERIALS	7,183	0	0
4	ANIMAL AND VEGETABLE OILS, FATS ANS WAXES	113	0	0
5	CHEMICALS AND RELATED PRODUCTS, N.E.S.	185,997	0	0
6	MANUFACTURED GOODS CLASSIFIED CHIEFLY BY MATERIAL	750,027	425	663
7	MACHINERY AND TRANSPORT EQUIPMENT	32,546,100	5,970	464,164
8	MISCELLANEOUS MANUFACTURED ARTICLES	399,697	172,158	172,306
9	COMMODITIES & TRANSACTIONS NOT CLASSIFIED ACCORDING TO KIND	531	0	0
KENYA.....		469	0	0
2	CRUDE MATERIALS, INEDIBLE, EXCEPT FUELS	263	0	0
5	CHEMICALS AND RELATED PRODUCTS, N.E.S.	206	0	0
ST. KITTS/NEVIS.....		403,828	1,479,427	1,644,599
0	FOOD & LIVE ANIMALS	103,981	5,839	75,703
1	BEVERAGES AND TOBACCO	80,317	1,202,134	1,207,015
2	CRUDE MATERIALS, INEDIBLE, EXCEPT FUELS	0	40	40
5	CHEMICALS AND RELATED PRODUCTS, N.E.S.	72	42,718	43,035
6	MANUFACTURED GOODS CLASSIFIED CHIEFLY BY MATERIAL	171,088	7,062	10,223
7	MACHINERY AND TRANSPORT EQUIPMENT	5,649	0	76,151
8	MISCELLANEOUS MANUFACTURED ARTICLES	42,581	221,634	232,432
9	COMMODITIES & TRANSACTIONS NOT CLASSIFIED ACCORDING TO KIND	140	0	0
KOREA, DEM. PEOPLE'S REP. OF.....		827,014	0	0
5	CHEMICALS AND RELATED PRODUCTS, N.E.S.	259	0	0
6	MANUFACTURED GOODS CLASSIFIED CHIEFLY BY MATERIAL	16,146	0	0
7	MACHINERY AND TRANSPORT EQUIPMENT	809,031	0	0
8	MISCELLANEOUS MANUFACTURED ARTICLES	1,578	0	0
KOREA, REPUBLIC OF.....		2,134,734	0	258,301
0	FOOD & LIVE ANIMALS	619	0	0
2	CRUDE MATERIALS, INEDIBLE, EXCEPT FUELS	480	0	0
5	CHEMICALS AND RELATED PRODUCTS, N.E.S.	54,837	0	0
6	MANUFACTURED GOODS CLASSIFIED CHIEFLY BY MATERIAL	301,441	0	0
7	MACHINERY AND TRANSPORT EQUIPMENT	1,634,703	0	255,293
8	MISCELLANEOUS MANUFACTURED ARTICLES	142,654	0	3,008

Table 5 (Cont'd)

Principal Partners and SI.I.T.C Section	Imports (\$EC)	Dom Exports (\$EC)	TOT Exports (\$EC)
ST. LUCIA.....	81,623	143,789	151,639
0 FOOD & LIVE ANIMALS	0	4,982	4,982
1 BEVERAGES AND TOBACCO	0	54,408	56,498
5 CHEMICALS AND RELATED PRODUCTS, N.E.S.	0	23,904	23,904
6 MANUFACTURED GOODS CLASSIFIED CHIEFLY BY MATERIAL	81,523	933	933
8 MISCELLANEOUS MANUFACTURED ARTICLES	100	59,562	65,322
LICHTENSTEIN.....	10,949	0	0
7 MACHINERY AND TRANSPORT EQUIPMENT	10,669	0	0
8 MISCELLANEOUS MANUFACTURED ARTICLES	280	0	0
SRI LANKA.....	231,064	0	0
0 FOOD & LIVE ANIMALS	137,701	0	0
2 CRUDE MATERIALS, INEDIBLE, EXCEPT FUELS	9,862	0	0
6 MANUFACTURED GOODS CLASSIFIED CHIEFLY BY MATERIAL	200	0	0
8 MISCELLANEOUS MANUFACTURED ARTICLES	83,301	0	0
MOROCCO.....	5,921	0	414
0 FOOD & LIVE ANIMALS	376	0	0
8 MISCELLANEOUS MANUFACTURED ARTICLES	5,545	0	414
MONACO.....	88,858	0	0
5 CHEMICALS AND RELATED PRODUCTS, N.E.S.	855	0	0
6 MANUFACTURED GOODS CLASSIFIED CHIEFLY BY MATERIAL	88,003	0	0
MADAGASCAR.....	15,391	0	0
5 CHEMICALS AND RELATED PRODUCTS, N.E.S.	13,458	0	0
8 MISCELLANEOUS MANUFACTURED ARTICLES	1,933	0	0
MALI.....	7,465	0	0
5 CHEMICALS AND RELATED PRODUCTS, N.E.S.	2,379	0	0
6 MANUFACTURED GOODS CLASSIFIED CHIEFLY BY MATERIAL	5,086	0	0
MACAU.....	1,737	0	324
8 MISCELLANEOUS MANUFACTURED ARTICLES	1,737	0	324
MARTINIQUE.....	6,739,053	1,463,686	1,824,850
0 FOOD & LIVE ANIMALS	605,552	20,541	25,145
1 BEVERAGES AND TOBACCO	228,596	0	0
2 CRUDE MATERIALS, INEDIBLE, EXCEPT FUELS	3,013,477	0	13,944
3 MINERAL FUELS, LUBRICANTS AND RELATED MATERIALS	3,586	0	0
5 CHEMICALS AND RELATED PRODUCTS, N.E.S.	185,047	1,083,620	1,249,126
6 MANUFACTURED GOODS CLASSIFIED CHIEFLY BY MATERIAL	1,779,944	158,837	162,448
7 MACHINERY AND TRANSPORT EQUIPMENT	797,764	8,164	30,721
8 MISCELLANEOUS MANUFACTURED ARTICLES	124,932	192,524	343,466
9 COMMODITIES & TRANSACTIONS NOT CLASSIFIED ACCORDING TO KIND	155	0	0
MAURITANIA.....	4,920	0	0
6 MANUFACTURED GOODS CLASSIFIED CHIEFLY BY MATERIAL	100	0	0
7 MACHINERY AND TRANSPORT EQUIPMENT	100	0	0
8 MISCELLANEOUS MANUFACTURED ARTICLES	4,720	0	0

Table 5 (Cont'd)

Principal Partners and S.I.T.C Section		Imports (\$EC)	Dom Exports (\$EC)	TOT Exports (\$EC)
MONTSERRAT.....		30	495,144	588,182
1	BEVERAGES AND TOBACCO	0	479,030	479,030
5	CHEMICALS AND RELATED PRODUCTS, N.E.S.	0	0	763
6	MANUFACTURED GOODS CLASSIFIED CHIEFLY BY MATERIAL	0	16,114	17,154
7	MACHINERY AND TRANSPORT EQUIPMENT	0	0	90,000
8	MISCELLANEOUS MANUFACTURED ARTICLES	0	0	1,235
9	COMMODITIES & TRANSACTIONS NOT CLASSIFIED ACCORDING TO KIND	30	0	0
MALTA.....		12,689	18,206	18,882
5	CHEMICALS AND RELATED PRODUCTS, N.E.S.	0	18,206	18,882
7	MACHINERY AND TRANSPORT EQUIPMENT	12,689	0	0
MALDIVES.....		138	0	0
8	MISCELLANEOUS MANUFACTURED ARTICLES	138	0	0
MEXICO.....		5,033,899	0	0
0	FOOD & LIVE ANIMALS	460,581	0	0
1	BEVERAGES AND TOBACCO	51,788	0	0
2	CRUDE MATERIALS, INEDIBLE, EXCEPT FUELS	63,956	0	0
4	ANIMAL AND VEGETABLE OILS, FATS AND WAXES	9,745	0	0
5	CHEMICALS AND RELATED PRODUCTS, N.E.S.	1,548,465	0	0
6	MANUFACTURED GOODS CLASSIFIED CHIEFLY BY MATERIAL	598,358	0	0
7	MACHINERY AND TRANSPORT EQUIPMENT	1,673,905	0	0
8	MISCELLANEOUS MANUFACTURED ARTICLES	627,081	0	0
9	COMMODITIES & TRANSACTIONS NOT CLASSIFIED ACCORDING TO KIND	20	0	0
MALAYSIA.....		554,264	0	38,294
5	CHEMICALS AND RELATED PRODUCTS, N.E.S.	79	0	0
6	MANUFACTURED GOODS CLASSIFIED CHIEFLY BY MATERIAL	7,015	0	0
7	MACHINERY AND TRANSPORT EQUIPMENT	173,050	0	0
8	MISCELLANEOUS MANUFACTURED ARTICLES	374,120	0	38,294
MOZAMBIQUE.....		2,559	0	0
7	MACHINERY AND TRANSPORT EQUIPMENT	2,559	0	0
NEW CALEDONIA.....		28,655	0	0
0	FOOD & LIVE ANIMALS	28,655	0	0
NIGERIA.....		11,417	0	0
5	CHEMICALS AND RELATED PRODUCTS, N.E.S.	11,417	0	0
NICARAGUA.....		76,894	20	20
0	FOOD & LIVE ANIMALS	76,894	20	20
NETHERLANDS.....		12,413,476	5,855	12,335
0	FOOD & LIVE ANIMALS	3,102,981	0	0
1	BEVERAGES AND TOBACCO	85,633	925	925
2	CRUDE MATERIALS, INEDIBLE, EXCEPT FUELS	32,228	0	0
3	MINERAL FUELS, LUBRICANTS AND RELATED MATERIALS	217,160	0	0
4	ANIMAL AND VEGETABLE OILS, FATS AND WAXES	71,936	0	0
5	CHEMICALS AND RELATED PRODUCTS, N.E.S.	1,359,599	0	0
6	MANUFACTURED GOODS CLASSIFIED CHIEFLY BY MATERIAL	5,092,364	0	5,630
7	MACHINERY AND TRANSPORT EQUIPMENT	1,678,715	0	500
8	MISCELLANEOUS MANUFACTURED ARTICLES	772,611	4,930	5,230
9	COMMODITIES & TRANSACTIONS NOT CLASSIFIED ACCORDING TO KIND	249	0	50

Table 5 (Cont'd)

Principal Partners and S.I.T.C Section	Imports (\$EC)	Dom Exports (\$EC)	TOT Exports (\$EC)
NORWAY.....	1,616,766	0	0
0 FOOD & LIVE ANIMALS	884,724	0	0
2 CRUDE MATERIALS, INEDIBLE, EXCEPT FUELS	18,274	0	0
4 ANIMAL AND VEGETABLE OILS, FATS AND WAXES	585,555	0	0
5 CHEMICALS AND RELATED PRODUCTS, N.E.S.	58,766	0	0
6 MANUFACTURED GOODS CLASSIFIED CHIEFLY BY MATERIAL	22,167	0	0
7 MACHINERY AND TRANSPORT EQUIPMENT	23,617	0	0
8 MISCELLANEOUS MANUFACTURED ARTICLES	23,663	0	0
NEW ZEALAND.....	4,281,509	0	0
0 FOOD & LIVE ANIMALS	4,258,849	0	0
1 BEVERAGES AND TOBACCO	485	0	0
2 CRUDE MATERIALS, INEDIBLE, EXCEPT FUELS	1,822	0	0
6 MANUFACTURED GOODS CLASSIFIED CHIEFLY BY MATERIAL	3,719	0	0
7 MACHINERY AND TRANSPORT EQUIPMENT	13,616	0	0
8 MISCELLANEOUS MANUFACTURED ARTICLES	3,018	0	0
PANAMA.....	2,716,004	1,399	94,964
0 FOOD & LIVE ANIMALS	96,256	0	0
1 BEVERAGES AND TOBACCO	14,838	0	0
5 CHEMICALS AND RELATED PRODUCTS, N.E.S.	706,102	0	0
6 MANUFACTURED GOODS CLASSIFIED CHIEFLY BY MATERIAL	78,716	584	22,741
7 MACHINERY AND TRANSPORT EQUIPMENT	77,126	0	0
8 MISCELLANEOUS MANUFACTURED ARTICLES	1,741,107	815	72,223
9 COMMODITIES & TRANSACTIONS NOT CLASSIFIED ACCORDING TO KIND	1,859	0	0
PERU.....	83,314	0	564
0 FOOD & LIVE ANIMALS	71,836	0	0
5 CHEMICALS AND RELATED PRODUCTS, N.E.S.	3,519	0	0
6 MANUFACTURED GOODS CLASSIFIED CHIEFLY BY MATERIAL	2,633	0	0
8 MISCELLANEOUS MANUFACTURED ARTICLES	5,326	0	564
PAPUA NEW GUINEA.....	6,075	0	0
0 FOOD & LIVE ANIMALS	330	0	0
6 MANUFACTURED GOODS CLASSIFIED CHIEFLY BY MATERIAL	1,295	0	0
7 MACHINERY AND TRANSPORT EQUIPMENT	2,175	0	0
8 MISCELLANEOUS MANUFACTURED ARTICLES	2,275	0	0
PHILIPPINES.....	36,696	0	282
5 CHEMICALS AND RELATED PRODUCTS, N.E.S.	14,803	0	0
6 MANUFACTURED GOODS CLASSIFIED CHIEFLY BY MATERIAL	1,569	0	0
7 MACHINERY AND TRANSPORT EQUIPMENT	17,219	0	0
8 MISCELLANEOUS MANUFACTURED ARTICLES	3,105	0	282
PAKISTAN.....	1,310,769	0	8,524
0 FOOD & LIVE ANIMALS	3,311	0	0
2 CRUDE MATERIALS, INEDIBLE, EXCEPT FUELS	348,264	0	0
6 MANUFACTURED GOODS CLASSIFIED CHIEFLY BY MATERIAL	938,699	0	95
8 MISCELLANEOUS MANUFACTURED ARTICLES	20,495	0	8,429

Table 5 (Cont'd)

Principal Partners and S.I.T.C Section		Imports (\$EC)	Dom Exports (\$EC)	TOT Exports (\$EC)
POLAND.....		7,030	0	0
0	FOOD & LIVE ANIMALS	2,335	0	0
6	MANUFACTURED GOODS CLASSIFIED CHIEFLY BY MATERIAL	2,456	0	0
7	MACHINERY AND TRANSPORT EQUIPMENT	2,239	0	0
ST. PIERRE AND MIQUELON.....		123,853	0	0
7	MACHINERY AND TRANSPORT EQUIPMENT	123,853	0	0
PUERTO RICO.....		7,078,448	21,306	27,382
0	FOOD & LIVE ANIMALS	1,325,391	0	0
1	BEVERAGES AND TOBACCO	754,427	0	0
2	CRUDE MATERIALS, INEDIBLE, EXCEPT FUELS	7,729	0	0
3	MINERAL FUELS,LUBRICANTS AND RELATED MATERIALS	66,572	0	0
4	ANIMAL AND VEGETABLE OILS, FATS ANS WAXES	14,371	1,429	1,429
5	CHEMICALS AND RELATED PRODUCTS, N.E.S.	2,596,849	0	0
6	MANUFACTURED GOODS CLASSIFIED CHIEFLY BY MATERIAL	1,309,218	0	0
7	MACHINERY AND TRANSPORT EQUIPMENT	408,600	12,627	13,695
8	MISCELLANEOUS MANUFACTURED ARTICLES	594,981	7,250	8,609
9	COMMODITIES & TRANSACTIONS NOT CLASSIFIED ACCORDING TO KIND	310	0	3,649
PORTUGAL AND AZORES.....		100,779	0	0
1	BEVERAGES AND TOBACCO	5,812	0	0
5	CHEMICALS AND RELATED PRODUCTS, N.E.S.	307	0	0
6	MANUFACTURED GOODS CLASSIFIED CHIEFLY BY MATERIAL	94,660	0	0
QATAR.....		0	1,950	1,950
1	BEVERAGES AND TOBACCO	0	1,950	1,950
CURACAO.....		1,077,115	103,844	118,140
0	FOOD & LIVE ANIMALS	2,528	3,801	3,801
1	BEVERAGES AND TOBACCO	364,689	2,210	2,210
2	CRUDE MATERIALS, INEDIBLE, EXCEPT FUELS	0	895	895
5	CHEMICALS AND RELATED PRODUCTS, N.E.S.	2,364	0	0
6	MANUFACTURED GOODS CLASSIFIED CHIEFLY BY MATERIAL	32,842	96,938	96,938
7	MACHINERY AND TRANSPORT EQUIPMENT	12,111	0	0
8	MISCELLANEOUS MANUFACTURED ARTICLES	662,511	0	14,296
9	COMMODITIES & TRANSACTIONS NOT CLASSIFIED ACCORDING TO KIND	70	0	0
ST. MAARTEN.....		313,290	190,351	210,486
0	FOOD & LIVE ANIMALS	0	136,746	136,756
1	BEVERAGES AND TOBACCO	18,204	6,131	11,938
2	CRUDE MATERIALS, INEDIBLE, EXCEPT FUELS	12	31,902	31,902
3	MINERAL FUELS,LUBRICANTS AND RELATED MATERIALS	489	0	0
4	ANIMAL AND VEGETABLE OILS, FATS ANS WAXES	0	140	140
5	CHEMICALS AND RELATED PRODUCTS, N.E.S.	2,777	206	206
6	MANUFACTURED GOODS CLASSIFIED CHIEFLY BY MATERIAL	149,860	5,500	5,500
7	MACHINERY AND TRANSPORT EQUIPMENT	83,857	1,000	1,000
8	MISCELLANEOUS MANUFACTURED ARTICLES	58,061	8,726	23,044
9	COMMODITIES & TRANSACTIONS NOT CLASSIFIED ACCORDING TO KIND	30	0	0

Table 5 (Cont'd)

Principal Partners and SI.I.T.C Section	Imports (\$EC)	Dom Exports (\$EC)	TOT Exports (\$EC)
ST. MARTIN.....	27,360	50	50
0 FOOD & LIVE ANIMALS	0	50	50
6 MANUFACTURED GOODS CLASSIFIED CHIEFLY BY MATERIAL	23,151	0	0
8 MISCELLANEOUS MANUFACTURED ARTICLES	4,209	0	0
ROMANIA.....	39,783	0	0
6 MANUFACTURED GOODS CLASSIFIED CHIEFLY BY MATERIAL	38,983	0	0
7 MACHINERY AND TRANSPORT EQUIPMENT	800	0	0
SAUDI ARABIA.....	32,122	0	0
5 CHEMICALS AND RELATED PRODUCTS, N.E.S.	556	0	0
7 MACHINERY AND TRANSPORT EQUIPMENT	39	0	0
8 MISCELLANEOUS MANUFACTURED ARTICLES	31,517	0	0
9 COMMODITIES & TRANSACTIONS NOT CLASSIFIED ACCORDING TO KIND	10	0	0
SUDAN.....	10,034	0	0
7 MACHINERY AND TRANSPORT EQUIPMENT	10,034	0	0
SWEDEN.....	744,636	0	0
0 FOOD & LIVE ANIMALS	274	0	0
1 BEVERAGES AND TOBACCO	17,081	0	0
2 CRUDE MATERIALS, INEDIBLE, EXCEPT FUELS	35	0	0
5 CHEMICALS AND RELATED PRODUCTS, N.E.S.	2,933	0	0
6 MANUFACTURED GOODS CLASSIFIED CHIEFLY BY MATERIAL	111,318	0	0
7 MACHINERY AND TRANSPORT EQUIPMENT	339,137	0	0
8 MISCELLANEOUS MANUFACTURED ARTICLES	273,858	0	0
SINGAPORE.....	453,698	0	0
5 CHEMICALS AND RELATED PRODUCTS, N.E.S.	1,893	0	0
7 MACHINERY AND TRANSPORT EQUIPMENT	258,230	0	0
8 MISCELLANEOUS MANUFACTURED ARTICLES	193,575	0	0
SVALBARD AND JAN MAYEN ISLANDS.....	4,822	0	0
6 MANUFACTURED GOODS CLASSIFIED CHIEFLY BY MATERIAL	4,735	0	0
8 MISCELLANEOUS MANUFACTURED ARTICLES	37	0	0
9 COMMODITIES & TRANSACTIONS NOT CLASSIFIED ACCORDING TO KIND	50	0	0
SIERRA LEONE.....	0	13,200	13,200
5 CHEMICALS AND RELATED PRODUCTS, N.E.S.	0	13,200	13,200
SENEGAL.....	1,086	0	0
7 MACHINERY AND TRANSPORT EQUIPMENT	1,086	0	0
SURINAME.....	141,438	256,690	256,690
0 FOOD & LIVE ANIMALS	45,005	0	0
3 MINERAL FUELS,LUBRICANTS AND RELATED MATERIALS	81,757	0	0
5 CHEMICALS AND RELATED PRODUCTS, N.E.S.	4,687	0	0
6 MANUFACTURED GOODS CLASSIFIED CHIEFLY BY MATERIAL	0	193,956	193,956
8 MISCELLANEOUS MANUFACTURED ARTICLES	9,984	62,734	62,734
9 COMMODITIES & TRANSACTIONS NOT CLASSIFIED ACCORDING TO KIND	5	0	0
UNION OF SOVIET SOCIALISTS REP.....	27,124	0	0
1 BEVERAGES AND TOBACCO	1,624	0	0
8 MISCELLANEOUS MANUFACTURED ARTICLES	25,500	0	0

Table 5 (Cont'd)

Principal Partners and SI.I.T.C Section	Imports (\$EC)	Dom Exports (\$EC)	TOT Exports (\$EC)
EL SALVADOR.....	225,618	0	270,633
5 CHEMICALS AND RELATED PRODUCTS, N.E.S.	135,892	0	0
6 MANUFACTURED GOODS CLASSIFIED CHIEFLY BY MATERIAL	61,420	0	270,633
8 MISCELLANEOUS MANUFACTURED ARTICLES	28,306	0	0
SWAZILAND.....	125,621	0	0
0 FOOD & LIVE ANIMALS	16,845	0	0
1 BEVERAGES AND TOBACCO	52,463	0	0
7 MACHINERY AND TRANSPORT EQUIPMENT	1,461	0	0
8 MISCELLANEOUS MANUFACTURED ARTICLES	54,852	0	0
TURKS AND CAICOS ISLANDS.....	6,610	938	938
6 MANUFACTURED GOODS CLASSIFIED CHIEFLY BY MATERIAL	250	0	0
7 MACHINERY AND TRANSPORT EQUIPMENT	4,500	0	0
8 MISCELLANEOUS MANUFACTURED ARTICLES	1,860	938	938
CHAD.....	3,787	0	0
8 MISCELLANEOUS MANUFACTURED ARTICLES	3,787	0	0
THAILAND.....	4,320,045	204	612
0 FOOD & LIVE ANIMALS	2,795,639	0	0
2 CRUDE MATERIALS, INEDIBLE, EXCEPT FUELS	16,833	0	0
5 CHEMICALS AND RELATED PRODUCTS, N.E.S.	138,358	0	0
6 MANUFACTURED GOODS CLASSIFIED CHIEFLY BY MATERIAL	324,579	0	0
7 MACHINERY AND TRANSPORT EQUIPMENT	573,822	0	0
8 MISCELLANEOUS MANUFACTURED ARTICLES	470,814	204	612
TOKELEAU.....	98,899	0	0
6 MANUFACTURED GOODS CLASSIFIED CHIEFLY BY MATERIAL	98,899	0	0
TUNISIA.....	730	0	0
7 MACHINERY AND TRANSPORT EQUIPMENT	730	0	0
TURKEY.....	277,401	0	16,003
0 FOOD & LIVE ANIMALS	1,949	0	0
5 CHEMICALS AND RELATED PRODUCTS, N.E.S.	33,254	0	0
6 MANUFACTURED GOODS CLASSIFIED CHIEFLY BY MATERIAL	167,898	0	0
7 MACHINERY AND TRANSPORT EQUIPMENT	1,080	0	16,003
8 MISCELLANEOUS MANUFACTURED ARTICLES	73,220	0	0
TRINIDAD AND TOBAGO.....	141,695,154	3,412,185	4,101,848
0 FOOD & LIVE ANIMALS	20,511,379	36,497	66,024
1 BEVERAGES AND TOBACCO	7,314,895	283,465	288,960
2 CRUDE MATERIALS, INEDIBLE, EXCEPT FUELS	653,285	450	450
3 MINERAL FUELS, LUBRICANTS AND RELATED MATERIALS	62,841,937	0	0
4 ANIMAL AND VEGETABLE OILS, FATS AND WAXES	152,413	0	0
5 CHEMICALS AND RELATED PRODUCTS, N.E.S.	7,726,224	178,933	181,851
6 MANUFACTURED GOODS CLASSIFIED CHIEFLY BY MATERIAL	28,510,997	2,893,634	3,087,149
7 MACHINERY AND TRANSPORT EQUIPMENT	2,483,996	4,050	353,655
8 MISCELLANEOUS MANUFACTURED ARTICLES	11,499,678	15,156	123,759
9 COMMODITIES & TRANSACTIONS NOT CLASSIFIED ACCORDING TO KIND	350	0	0

Table 5 (Cont'd)

Principal Partners and S.I.I.T.C Section	Imports (\$EC)	Dom Exports (\$EC)	TOT Exports (\$EC)
TAIWAN.....	3,677,648	0	254
0 FOOD & LIVE ANIMALS	143	0	0
2 CRUDE MATERIALS, INEDIBLE, EXCEPT FUELS	208	0	0
3 MINERAL FUELS,LUBRICANTS AND RELATED MATERIALS	25	0	0
5 CHEMICALS AND RELATED PRODUCTS, N.E.S.	62,258	0	0
6 MANUFACTURED GOODS CLASSIFIED CHIEFLY BY MATERIAL	1,574,385	0	0
7 MACHINERY AND TRANSPORT EQUIPMENT	1,781,751	0	0
8 MISCELLANEOUS MANUFACTURED ARTICLES	258,878	0	254
UKRAINIAN SSR.....	10,883	0	0
0 FOOD & LIVE ANIMALS	6,670	0	0
6 MANUFACTURED GOODS CLASSIFIED CHIEFLY BY MATERIAL	4,213	0	0
UNITED STATES.....	298,454,797	17,408,622	26,029,138
0 FOOD & LIVE ANIMALS	66,630,504	1,549,922	1,605,467
1 BEVERAGES AND TOBACCO	5,039,325	71	10,242
2 CRUDE MATERIALS, INEDIBLE, EXCEPT FUELS	12,355,854	1,462	4,179
3 MINERAL FUELS,LUBRICANTS AND RELATED MATERIALS	1,848,476	0	0
4 ANIMAL AND VEGETABLE OILS, FATS AND WAXES	621,198	0	0
5 CHEMICALS AND RELATED PRODUCTS, N.E.S.	29,063,154	52,004	89,948
6 MANUFACTURED GOODS CLASSIFIED CHIEFLY BY MATERIAL	59,479,306	250,553	1,118,588
7 MACHINERY AND TRANSPORT EQUIPMENT	76,367,803	4,944,200	11,234,464
8 MISCELLANEOUS MANUFACTURED ARTICLES	46,963,761	10,610,410	11,964,620
9 COMMODITIES & TRANSACTIONS NOT CLASSIFIED ACCORDING TO KIND	85,416	0	1,630
VATICAN CITY STATE (HOLY SEE).....	4,856	0	0
5 CHEMICALS AND RELATED PRODUCTS, N.E.S.	4,856	0	0
ST. VINCENT AND THE GRENADINES.....	10,012,630	1,907,938	2,665,450
0 FOOD & LIVE ANIMALS	8,768,142	153,438	153,438
1 BEVERAGES AND TOBACCO	213,757	1,326,769	1,335,554
2 CRUDE MATERIALS, INEDIBLE, EXCEPT FUELS	234,574	585	585
4 ANIMAL AND VEGETABLE OILS, FATS AND WAXES	0	4,637	4,637
5 CHEMICALS AND RELATED PRODUCTS, N.E.S.	42,846	245,758	250,803
6 MANUFACTURED GOODS CLASSIFIED CHIEFLY BY MATERIAL	473,183	126,349	131,485
7 MACHINERY AND TRANSPORT EQUIPMENT	64,260	635	160,873
8 MISCELLANEOUS MANUFACTURED ARTICLES	215,823	49,767	628,075
9 COMMODITIES & TRANSACTIONS NOT CLASSIFIED ACCORDING TO KIND	45	0	0
VENEZUELA.....	4,416,663	532,747	539,593
0 FOOD & LIVE ANIMALS	666,937	0	0
2 CRUDE MATERIALS, INEDIBLE, EXCEPT FUELS	37	530,305	530,305
3 MINERAL FUELS,LUBRICANTS AND RELATED MATERIALS	258,275	0	0
5 CHEMICALS AND RELATED PRODUCTS, N.E.S.	103,501	163	163
6 MANUFACTURED GOODS CLASSIFIED CHIEFLY BY MATERIAL	3,134,603	0	0
7 MACHINERY AND TRANSPORT EQUIPMENT	371	0	0
8 MISCELLANEOUS MANUFACTURED ARTICLES	252,939	2,279	9,125

Table 5 (Cont'd)

Principal Partners and S.I.T.C Section	Imports (\$EC)	Dom Exports (\$EC)	TOT Exports (\$EC)
BRITISH VIRGIN ISLANDS.....	0	87,851	92,733
0 FOOD & LIVE ANIMALS	0	33,069	33,069
1 BEVERAGES AND TOBACCO	0	23,401	25,792
5 CHEMICALS AND RELATED PRODUCTS, N.E.S.	0	304	304
6 MANUFACTURED GOODS CLASSIFIED CHIEFLY BY MATERIAL	0	0	1,189
7 MACHINERY AND TRANSPORT EQUIPMENT	0	14,000	14,000
8 MISCELLANEOUS MANUFACTURED ARTICLES	0	1,127	2,429
9 COMMODITIES & TRANSACTIONS NOT CLASSIFIED ACCORDING TO KIND	0	15,950	15,950
UNITED STATES VIRGIN ISLANDS.....	41,334,731	174,770	184,363
0 FOOD & LIVE ANIMALS	392	101,420	101,720
1 BEVERAGES AND TOBACCO	0	9,698	10,505
2 CRUDE MATERIALS, INEDIBLE, EXCEPT FUELS	0	2,992	2,992
3 MINERAL FUELS, LUBRICANTS AND RELATED MATERIALS	41,265,063	0	0
4 ANIMAL AND VEGETABLE OILS, FATS AND WAXES	0	463	463
5 CHEMICALS AND RELATED PRODUCTS, N.E.S.	120	1,154	1,154
6 MANUFACTURED GOODS CLASSIFIED CHIEFLY BY MATERIAL	6,674	3,067	5,809
7 MACHINERY AND TRANSPORT EQUIPMENT	19,607	23,590	24,940
8 MISCELLANEOUS MANUFACTURED ARTICLES	42,850	32,386	36,780
9 COMMODITIES & TRANSACTIONS NOT CLASSIFIED ACCORDING TO KIND	25	0	0
VIETNAM.....	105,269	0	0
6 MANUFACTURED GOODS CLASSIFIED CHIEFLY BY MATERIAL	47,973	0	0
8 MISCELLANEOUS MANUFACTURED ARTICLES	57,296	0	0
VANUATU.....	14,296	10	10
0 FOOD & LIVE ANIMALS	0	10	10
8 MISCELLANEOUS MANUFACTURED ARTICLES	14,296	0	0
YUGOSLAVIA.....	47	0	0
2 CRUDE MATERIALS, INEDIBLE, EXCEPT FUELS	47	0	0
SOUTH AFRICA.....	472,308	0	0
0 FOOD & LIVE ANIMALS	114,457	0	0
1 BEVERAGES AND TOBACCO	142,995	0	0
5 CHEMICALS AND RELATED PRODUCTS, N.E.S.	12,586	0	0
6 MANUFACTURED GOODS CLASSIFIED CHIEFLY BY MATERIAL	100,037	0	0
7 MACHINERY AND TRANSPORT EQUIPMENT	69,436	0	0
8 MISCELLANEOUS MANUFACTURED ARTICLES	32,797	0	0
ZIMBABWE.....	0	0	2,570
5 CHEMICALS AND RELATED PRODUCTS, N.E.S.	0	0	26
6 MANUFACTURED GOODS CLASSIFIED CHIEFLY BY MATERIAL	0	0	1,718
7 MACHINERY AND TRANSPORT EQUIPMENT	0	0	350
8 MISCELLANEOUS MANUFACTURED ARTICLES	0	0	476
TOTAL	834,803,970	100,959,753	120,290,074

DIRECTION OF TRADE
VALUE OF IMPORTS, DOMESTIC EXPORTS AND TOTAL EXPORTS ANALYSIS BY PRINCIPAL PARTNERS AND S.I.T.C SECTION
2002

Table 6

Principal Partners and S.I.T.C Section	Imports (\$EC)	Dom Exports (\$EC)	TOT Exports (\$EC)
UNITED ARAB EMIRATES.....	44,758	0	0
0 FOOD & LIVE ANIMALS	42,711	0	0
7 MACHINERY AND TRANSPORT EQUIPMENT	2,047	0	0
ANTIGUA AND BARBUDA.....	1,844,246	1,919,988	2,917,110
0 FOOD & LIVE ANIMALS	793,779	485,735	487,268
1 BEVERAGES AND TOBACCO	294,158	1,195,847	1,195,847
2 CRUDE MATERIALS, INEDIBLE, EXCEPT FUELS	164,090	54,000	55,400
3 MINERAL FUELS,LUBRICANTS AND RELATED MATERIALS	461	0	810
5 CHEMICALS AND RELATED PRODUCTS, N.E.S.	306,847	17,568	22,948
6 MANUFACTURED GOODS CLASSIFIED CHIEFLY BY MATERIAL	26,647	43,819	72,830
7 MACHINERY AND TRANSPORT EQUIPMENT	64,192	17,000	548,642
8 MISCELLANEOUS MANUFACTURED ARTICLES	194,072	106,019	514,365
9 COMMODITIES & TRANSACTIONS NOT CLASSIFIED ACCORDING TO KIND	0	0	19,000
ANGUILLA.....	30,131	102,987	325,951
0 FOOD & LIVE ANIMALS	0	10,000	10,000
1 BEVERAGES AND TOBACCO	17,434	35,741	82,184
2 CRUDE MATERIALS, INEDIBLE, EXCEPT FUELS	0	57,246	57,246
6 MANUFACTURED GOODS CLASSIFIED CHIEFLY BY MATERIAL	9,960	0	0
7 MACHINERY AND TRANSPORT EQUIPMENT	0	0	167,888
8 MISCELLANEOUS MANUFACTURED ARTICLES	2,737	0	8,633
ALBANIA.....	0	1,513	1,513
5 CHEMICALS AND RELATED PRODUCTS, N.E.S.	0	1,513	1,513
BONAIRE/SABA/ST. EUSTATIUS.....	0	99,360	116,748
1 BEVERAGES AND TOBACCO	0	99,360	99,360
8 MISCELLANEOUS MANUFACTURED ARTICLES	0	0	17,388
ARGENTINA.....	1,063,160	0	0
0 FOOD & LIVE ANIMALS	1,030,382	0	0
1 BEVERAGES AND TOBACCO	1,810	0	0
5 CHEMICALS AND RELATED PRODUCTS, N.E.S.	30,968	0	0
AUSTRIA.....	137,547	100	100
2 CRUDE MATERIALS, INEDIBLE, EXCEPT FUELS	0	100	100
5 CHEMICALS AND RELATED PRODUCTS, N.E.S.	128,830	0	0
6 MANUFACTURED GOODS CLASSIFIED CHIEFLY BY MATERIAL	2,475	0	0
7 MACHINERY AND TRANSPORT EQUIPMENT	6,242	0	0
AUSTRALIA.....	4,499,570	0	0
0 FOOD & LIVE ANIMALS	2,935,290	0	0
1 BEVERAGES AND TOBACCO	38,012	0	0
2 CRUDE MATERIALS, INEDIBLE, EXCEPT FUELS	16,134	0	0
5 CHEMICALS AND RELATED PRODUCTS, N.E.S.	597	0	0
6 MANUFACTURED GOODS CLASSIFIED CHIEFLY BY MATERIAL	1,493,898	0	0
7 MACHINERY AND TRANSPORT EQUIPMENT	15,639	0	0

Table 6(Cont'D)

Principal Partners and S.I.T.C Section		Imports (\$EC)	Dom Exports (\$EC)	TOT Exports (\$EC)
ARUBA.....		230,785	1,509	8,123
0	FOOD & LIVE ANIMALS	0	53	53
7	MACHINERY AND TRANSPORT EQUIPMENT	230,785	0	4,920
8	MISCELLANEOUS MANUFACTURED ARTICLES	0	1,456	3,150
BARBADOS.....		21,617,006	12,675,165	16,135,813
0	FOOD & LIVE ANIMALS	9,166,061	1,240,534	1,240,534
1	BEVERAGES AND TOBACCO	1,511,406	9,552,784	9,608,732
2	CRUDE MATERIALS, INEDIBLE, EXCEPT FUELS	0	25,773	25,773
3	MINERAL FUELS,LUBRICANTS AND RELATED MATERIALS	2,191	0	343,489
4	ANIMAL AND VEGETABLE OILS, FATS AND WAXES	86,189	6	6
5	CHEMICALS AND RELATED PRODUCTS, N.E.S.	4,505,183	185,808	367,965
6	MANUFACTURED GOODS CLASSIFIED CHIEFLY BY MATERIAL	4,030,054	1,005,716	1,035,216
7	MACHINERY AND TRANSPORT EQUIPMENT	165,800	35,562	2,495,631
8	MISCELLANEOUS MANUFACTURED ARTICLES	2,142,997	628,682	902,567
9	COMMODITIES & TRANSACTIONS NOT CLASSIFIED ACCORDING TO KIND	7,125	300	115,900
BANGLADESH.....		110,940	61,434	61,434
0	FOOD & LIVE ANIMALS	0	61,434	61,434
5	CHEMICALS AND RELATED PRODUCTS, N.E.S.	48,155	0	0
6	MANUFACTURED GOODS CLASSIFIED CHIEFLY BY MATERIAL	47,500	0	0
7	MACHINERY AND TRANSPORT EQUIPMENT	2,609	0	0
8	MISCELLANEOUS MANUFACTURED ARTICLES	12,676	0	0
BELGIUM.....		2,732,645	0	0
0	FOOD & LIVE ANIMALS	1,238,623	0	0
5	CHEMICALS AND RELATED PRODUCTS, N.E.S.	539,451	0	0
6	MANUFACTURED GOODS CLASSIFIED CHIEFLY BY MATERIAL	473,640	0	0
7	MACHINERY AND TRANSPORT EQUIPMENT	268,171	0	0
8	MISCELLANEOUS MANUFACTURED ARTICLES	212,760	0	0
BULGARIA.....		115,573	0	0
0	FOOD & LIVE ANIMALS	38,353	0	0
5	CHEMICALS AND RELATED PRODUCTS, N.E.S.	54,473	0	0
6	MANUFACTURED GOODS CLASSIFIED CHIEFLY BY MATERIAL	2,823	0	0
7	MACHINERY AND TRANSPORT EQUIPMENT	1,840	0	0
8	MISCELLANEOUS MANUFACTURED ARTICLES	18,084	0	0
BAHRAIN.....		1,161	0	0
6	MANUFACTURED GOODS CLASSIFIED CHIEFLY BY MATERIAL	1,161	0	0
BI	BURUNDI.....	3,867	0	0
7	MACHINERY AND TRANSPORT EQUIPMENT	3,867	0	0
BERMUDA.....		18,258	272	663
6	MANUFACTURED GOODS CLASSIFIED CHIEFLY BY MATERIAL	654	0	391
7	MACHINERY AND TRANSPORT EQUIPMENT	17,604	0	0
8	MISCELLANEOUS MANUFACTURED ARTICLES	0	272	272

Table 6 (Cont'd)

Principal Partners and S.I.T.C Section	Imports (\$EC)	Dom Exports (\$EC)	TOT Exports (\$EC)
BRAZIL.....	6,427,763	0	29,925
0 FOOD & LIVE ANIMALS	1,952,902	0	29,925
2 CRUDE MATERIALS, INEDIBLE, EXCEPT FUELS	80,664	0	0
3 MINERAL FUELS,LUBRICANTS AND RELATED MATERIALS	132	0	0
5 CHEMICALS AND RELATED PRODUCTS, N.E.S.	152,192	0	0
6 MANUFACTURED GOODS CLASSIFIED CHIEFLY BY MATERIAL	3,457,038	0	0
7 MACHINERY AND TRANSPORT EQUIPMENT	199,127	0	0
8 MISCELLANEOUS MANUFACTURED ARTICLES	585,708	0	0
BAHAMAS.....	424,220	0	308,358
0 FOOD & LIVE ANIMALS	57,797	0	0
2 CRUDE MATERIALS, INEDIBLE, EXCEPT FUELS	54,610	0	0
5 CHEMICALS AND RELATED PRODUCTS, N.E.S.	22,852	0	5,210
6 MANUFACTURED GOODS CLASSIFIED CHIEFLY BY MATERIAL	0	0	4,360
7 MACHINERY AND TRANSPORT EQUIPMENT	211,739	0	276,426
8 MISCELLANEOUS MANUFACTURED ARTICLES	77,222	0	22,362
BOTSWANA.....	2,195	0	0
5 CHEMICALS AND RELATED PRODUCTS, N.E.S.	172	0	0
7 MACHINERY AND TRANSPORT EQUIPMENT	2,023	0	0
BELIZE.....	207,421	309,533	309,876
0 FOOD & LIVE ANIMALS	26,516	0	0
1 BEVERAGES AND TOBACCO	0	305,543	305,543
6 MANUFACTURED GOODS CLASSIFIED CHIEFLY BY MATERIAL	175,207	0	99
7 MACHINERY AND TRANSPORT EQUIPMENT	5,698	0	0
8 MISCELLANEOUS MANUFACTURED ARTICLES	0	3,990	4,234
CANADA.....	24,326,157	200,200	557,285
0 FOOD & LIVE ANIMALS	14,436,560	177,250	267,576
1 BEVERAGES AND TOBACCO	288,314	5,271	5,271
2 CRUDE MATERIALS, INEDIBLE, EXCEPT FUELS	72,568	0	0
3 MINERAL FUELS,LUBRICANTS AND RELATED MATERIALS	1,291	0	0
4 ANIMAL AND VEGETABLE OILS, FATS AND WAXES	18,161	0	0
5 CHEMICALS AND RELATED PRODUCTS, N.E.S.	1,348,332	6,424	54,401
6 MANUFACTURED GOODS CLASSIFIED CHIEFLY BY MATERIAL	2,991,540	0	2,537
7 MACHINERY AND TRANSPORT EQUIPMENT	3,303,321	1,300	56,404
8 MISCELLANEOUS MANUFACTURED ARTICLES	1,865,870	9,955	54,833
9 COMMODITIES & TRANSACTIONS NOT CLASSIFIED ACCORDING TO KIND	200	0	116,263
COCOS (KEELING) ISLANDS.....	2,796	0	0
0 FOOD & LIVE ANIMALS	2,796	0	0
SWITZERLAND.....	4,464,593	34,970	43,170
0 FOOD & LIVE ANIMALS	247,788	0	0
1 BEVERAGES AND TOBACCO	30,429	0	0
5 CHEMICALS AND RELATED PRODUCTS, N.E.S.	454,623	0	0
6 MANUFACTURED GOODS CLASSIFIED CHIEFLY BY MATERIAL	40,213	0	0
7 MACHINERY AND TRANSPORT EQUIPMENT	146,406	1,358	1,358
8 MISCELLANEOUS MANUFACTURED ARTICLES	3,545,134	33,612	41,812

Table 6 (Cont'd)

Principal Partners and S.I.T.C Section		Imports (\$EC)	Dom Exports (\$EC)	TOT Exports (\$EC)
CHILE.....		1,346,932	0	24,257
0	FOOD & LIVE ANIMALS	635,464	0	0
1	BEVERAGES AND TOBACCO	667,015	0	24,257
5	CHEMICALS AND RELATED PRODUCTS, N.E.S.	12,529	0	0
6	MANUFACTURED GOODS CLASSIFIED CHIEFLY BY MATERIAL	31,648	0	0
8	MISCELLANEOUS MANUFACTURED ARTICLES	276	0	0
CAMEROON.....		16,302	0	0
1	BEVERAGES AND TOBACCO	3,762	0	0
6	MANUFACTURED GOODS CLASSIFIED CHIEFLY BY MATERIAL	3,435	0	0
7	MACHINERY AND TRANSPORT EQUIPMENT	7,420	0	0
8	MISCELLANEOUS MANUFACTURED ARTICLES	1,685	0	0
CHINA.....		20,499,881	5,604	12,125
0	FOOD & LIVE ANIMALS	279,326	0	0
1	BEVERAGES AND TOBACCO	11,856	0	0
2	CRUDE MATERIALS, INEDIBLE, EXCEPT FUELS	193,417	0	0
3	MINERAL FUELS,LUBRICANTS AND RELATED MATERIALS	1,015	0	0
4	ANIMAL AND VEGETABLE OILS, FATS ANS WAXES	99	0	0
5	CHEMICALS AND RELATED PRODUCTS, N.E.S.	990,891	5,434	5,434
6	MANUFACTURED GOODS CLASSIFIED CHIEFLY BY MATERIAL	5,960,039	0	0
7	MACHINERY AND TRANSPORT EQUIPMENT	3,698,503	0	0
8	MISCELLANEOUS MANUFACTURED ARTICLES	9,364,735	170	6,691
COLOMBIA.....		3,682,967	0	44,015
0	FOOD & LIVE ANIMALS	837,483	0	0
2	CRUDE MATERIALS, INEDIBLE, EXCEPT FUELS	0	0	40,754
5	CHEMICALS AND RELATED PRODUCTS, N.E.S.	374,883	0	0
6	MANUFACTURED GOODS CLASSIFIED CHIEFLY BY MATERIAL	2,300,180	0	0
7	MACHINERY AND TRANSPORT EQUIPMENT	161,413	0	0
8	MISCELLANEOUS MANUFACTURED ARTICLES	9,008	0	3,261
COSTA RICA.....		2,559,605	0	522
0	FOOD & LIVE ANIMALS	127,253	0	0
1	BEVERAGES AND TOBACCO	47,301	0	0
2	CRUDE MATERIALS, INEDIBLE, EXCEPT FUELS	474	0	0
4	ANIMAL AND VEGETABLE OILS, FATS ANS WAXES	1,106	0	0
5	CHEMICALS AND RELATED PRODUCTS, N.E.S.	1,213,511	0	0
6	MANUFACTURED GOODS CLASSIFIED CHIEFLY BY MATERIAL	480,706	0	0
7	MACHINERY AND TRANSPORT EQUIPMENT	148,829	0	522
8	MISCELLANEOUS MANUFACTURED ARTICLES	540,425	0	0
CZECHOSLOVAKIA.....		50,640	0	0
5	CHEMICALS AND RELATED PRODUCTS, N.E.S.	1,348	0	0
6	MANUFACTURED GOODS CLASSIFIED CHIEFLY BY MATERIAL	25,945	0	0
7	MACHINERY AND TRANSPORT EQUIPMENT	530	0	0
8	MISCELLANEOUS MANUFACTURED ARTICLES	22,817	0	0
CUBA.....		21,193	0	245
0	FOOD & LIVE ANIMALS	489	0	0
1	BEVERAGES AND TOBACCO	20,704	0	0
7	MACHINERY AND TRANSPORT EQUIPMENT	0	0	245

Table 6 (Cont'd)

Principal Partners and S.I.I.T.C Section	Imports (\$EC)	Dom Exports (\$EC)	TOT Exports (\$EC)
CYPRUS.....	30,404	0	0
0 FOOD & LIVE ANIMALS	20,472	0	0
5 CHEMICALS AND RELATED PRODUCTS, N.E.S.	576	0	0
8 MISCELLANEOUS MANUFACTURED ARTICLES	9,356	0	0
FEDERAL REPUBLIC OF GERMANY.....	10,382,010	65,112	505,981
0 FOOD & LIVE ANIMALS	255,548	0	0
1 BEVERAGES AND TOBACCO	666,506	0	305
2 CRUDE MATERIALS, INEDIBLE, EXCEPT FUELS	20,880	0	0
3 MINERAL FUELS,LUBRICANTS AND RELATED MATERIALS	305,362	0	56
4 ANIMAL AND VEGETABLE OILS, FATS ANS WAXES	11	0	0
5 CHEMICALS AND RELATED PRODUCTS, N.E.S.	1,062,225	0	2,124
6 MANUFACTURED GOODS CLASSIFIED CHIEFLY BY MATERIAL	1,817,238	0	6,683
7 MACHINERY AND TRANSPORT EQUIPMENT	5,697,121	2,820	403,430
8 MISCELLANEOUS MANUFACTURED ARTICLES	557,088	62,292	93,383
9 COMMODITIES & TRANSACTIONS NOT CLASSIFIED ACCORDING TO KIND	31	0	0
DENMARK.....	2,461,719	600	5,310
0 FOOD & LIVE ANIMALS	771,239	0	0
1 BEVERAGES AND TOBACCO	30,246	0	0
5 CHEMICALS AND RELATED PRODUCTS, N.E.S.	202,172	0	95
6 MANUFACTURED GOODS CLASSIFIED CHIEFLY BY MATERIAL	38,641	0	3,155
7 MACHINERY AND TRANSPORT EQUIPMENT	1,413,685	600	1,560
8 MISCELLANEOUS MANUFACTURED ARTICLES	5,736	0	500
DOMINICA.....	3,124,952	8,253,896	8,790,247
0 FOOD & LIVE ANIMALS	2,744	268,299	268,299
1 BEVERAGES AND TOBACCO	379,741	2,308,393	2,309,050
2 CRUDE MATERIALS, INEDIBLE, EXCEPT FUELS	0	32,528	32,528
5 CHEMICALS AND RELATED PRODUCTS, N.E.S.	2,449,927	151,373	205,429
6 MANUFACTURED GOODS CLASSIFIED CHIEFLY BY MATERIAL	10,657	5,312,079	5,323,660
7 MACHINERY AND TRANSPORT EQUIPMENT	62,924	78,844	293,074
8 MISCELLANEOUS MANUFACTURED ARTICLES	218,959	102,380	349,707
9 COMMODITIES & TRANSACTIONS NOT CLASSIFIED ACCORDING TO KIND	0	0	8,500
DOMINICAN REPUBLIC.....	4,042,837	60,600	60,872
0 FOOD & LIVE ANIMALS	0	57,263	57,263
4 ANIMAL AND VEGETABLE OILS, FATS ANS WAXES	0	0	272
5 CHEMICALS AND RELATED PRODUCTS, N.E.S.	3,239,077	3,337	3,337
6 MANUFACTURED GOODS CLASSIFIED CHIEFLY BY MATERIAL	348,005	0	0
7 MACHINERY AND TRANSPORT EQUIPMENT	1,265	0	0
8 MISCELLANEOUS MANUFACTURED ARTICLES	454,490	0	0
ECUADOR.....	56,708	0	0
5 CHEMICALS AND RELATED PRODUCTS, N.E.S.	11,259	0	0
6 MANUFACTURED GOODS CLASSIFIED CHIEFLY BY MATERIAL	23,605	0	0
7 MACHINERY AND TRANSPORT EQUIPMENT	6,162	0	0
8 MISCELLANEOUS MANUFACTURED ARTICLES	15,682	0	0
EGYPT.....	23,950	0	0
8 MISCELLANEOUS MANUFACTURED ARTICLES	23,950	0	0

Table 6 (Cont'd)

Principal Partners and S.I.T.C Section		Imports (\$EC)	Dom Exports (\$EC)	TOT Exports (\$EC)
SPAIN.....		823,080	0	21,891
0	FOOD & LIVE ANIMALS	100,356	0	0
1	BEVERAGES AND TOBACCO	100,101	0	156
3	MINERAL FUELS,LUBRICANTS AND RELATED MATERIALS	200	0	0
4	ANIMAL AND VEGETABLE OILS, FATS ANS WAXES	2,231	0	0
5	CHEMICALS AND RELATED PRODUCTS, N.E.S.	22,287	0	0
6	MANUFACTURED GOODS CLASSIFIED CHIEFLY BY MATERIAL	387,631	0	0
7	MACHINERY AND TRANSPORT EQUIPMENT	149,002	0	0
8	MISCELLANEOUS MANUFACTURED ARTICLES	61,272	0	0
9	COMMODITIES & TRANSACTIONS NOT CLASSIFIED ACCORDING TO KIND	0	0	21,735
FINLAND.....		717,163	0	0
5	CHEMICALS AND RELATED PRODUCTS, N.E.S.	8,216	0	0
6	MANUFACTURED GOODS CLASSIFIED CHIEFLY BY MATERIAL	23,163	0	0
7	MACHINERY AND TRANSPORT EQUIPMENT	654,608	0	0
8	MISCELLANEOUS MANUFACTURED ARTICLES	31,176	0	0
FRANCE.....		16,544,729	49,477	208,317
0	FOOD & LIVE ANIMALS	2,750,868	5,434	5,434
1	BEVERAGES AND TOBACCO	3,968,479	0	31,687
2	CRUDE MATERIALS, INEDIBLE, EXCEPT FUELS	17,790	100	100
3	MINERAL FUELS,LUBRICANTS AND RELATED MATERIALS	2,907	0	0
5	CHEMICALS AND RELATED PRODUCTS, N.E.S.	1,918,731	0	98,882
6	MANUFACTURED GOODS CLASSIFIED CHIEFLY BY MATERIAL	2,036,929	0	2,034
7	MACHINERY AND TRANSPORT EQUIPMENT	5,064,396	43,943	45,424
8	MISCELLANEOUS MANUFACTURED ARTICLES	784,629	0	18,756
9	COMMODITIES & TRANSACTIONS NOT CLASSIFIED ACCORDING TO KIND	0	0	6,000
GABON.....		0	0	8,253
1	BEVERAGES AND TOBACCO	0	0	8,253
UNITED KINGDOM.....		74,122,908	55,223,732	57,670,223
0	FOOD & LIVE ANIMALS	19,628,806	53,970,019	54,080,894
1	BEVERAGES AND TOBACCO	4,461,818	1,072,474	1,082,226
2	CRUDE MATERIALS, INEDIBLE, EXCEPT FUELS	111,892	6,720	102,070
3	MINERAL FUELS,LUBRICANTS AND RELATED MATERIALS	16,832	0	0
4	ANIMAL AND VEGETABLE OILS, FATS ANS WAXES	28,756	0	0
5	CHEMICALS AND RELATED PRODUCTS, N.E.S.	5,468,168	0	3,059
6	MANUFACTURED GOODS CLASSIFIED CHIEFLY BY MATERIAL	10,691,723	1,956	238,071
7	MACHINERY AND TRANSPORT EQUIPMENT	20,798,209	27,881	1,287,192
8	MISCELLANEOUS MANUFACTURED ARTICLES	12,898,203	136,032	354,158
9	COMMODITIES & TRANSACTIONS NOT CLASSIFIED ACCORDING TO KIND	18,501	8,650	522,553
GRENADA.....		6,843,129	4,270,505	5,041,220
0	FOOD & LIVE ANIMALS	5,371,491	213,021	220,548
1	BEVERAGES AND TOBACCO	181,327	2,845,830	2,954,173
3	MINERAL FUELS,LUBRICANTS AND RELATED MATERIALS	0	0	16,002
4	ANIMAL AND VEGETABLE OILS, FATS ANS WAXES	0	7,999	7,999
5	CHEMICALS AND RELATED PRODUCTS, N.E.S.	738,508	221,675	272,799
6	MANUFACTURED GOODS CLASSIFIED CHIEFLY BY MATERIAL	463,656	511,921	658,840
7	MACHINERY AND TRANSPORT EQUIPMENT	1,447	359,873	630,966
8	MISCELLANEOUS MANUFACTURED ARTICLES	83,983	109,186	252,935
9	COMMODITIES & TRANSACTIONS NOT CLASSIFIED ACCORDING TO KIND	2,717	1,000	26,958

Table 6 (Cont'd)

Principal Partners and S.I.I.T.C Section		Imports (\$EC)	Dom Exports (\$EC)	TOT Exports (\$EC)
FRENCH GUIANA.....		56,598	0	0
5	CHEMICALS AND RELATED PRODUCTS, N.E.S.	47,403	0	0
6	MANUFACTURED GOODS CLASSIFIED CHIEFLY BY MATERIAL	5,200	0	0
7	MACHINERY AND TRANSPORT EQUIPMENT	115	0	0
8	MISCELLANEOUS MANUFACTURED ARTICLES	3,880	0	0
GHANA.....		1,075	0	0
8	MISCELLANEOUS MANUFACTURED ARTICLES	1,075	0	0
GL	GREENLAND.....	111,092	0	0
0	FOOD & LIVE ANIMALS	71,287	0	0
1	BEVERAGES AND TOBACCO	5,340	0	0
5	CHEMICALS AND RELATED PRODUCTS, N.E.S.	34,465	0	0
GUINEA.....		42,700	0	33,875
3	MINERAL FUELS,LUBRICANTS AND RELATED MATERIALS	0	0	33,875
5	CHEMICALS AND RELATED PRODUCTS, N.E.S.	14,173	0	0
6	MANUFACTURED GOODS CLASSIFIED CHIEFLY BY MATERIAL	310	0	0
7	MACHINERY AND TRANSPORT EQUIPMENT	28,217	0	0
GUADELOUPE/ST. BARTHELEMY.....		91,949	236,125	467,853
0	FOOD & LIVE ANIMALS	0	335	335
2	CRUDE MATERIALS, INEDIBLE, EXCEPT FUELS	50,619	500	500
6	MANUFACTURED GOODS CLASSIFIED CHIEFLY BY MATERIAL	0	0	59,839
7	MACHINERY AND TRANSPORT EQUIPMENT	35,787	0	80,142
8	MISCELLANEOUS MANUFACTURED ARTICLES	5,543	235,290	327,037
GREECE.....		211,939	0	12,795
0	FOOD & LIVE ANIMALS	53,343	0	0
1	BEVERAGES AND TOBACCO	20,423	0	0
4	ANIMAL AND VEGETABLE OILS, FATS AND WAXES	1,213	0	0
5	CHEMICALS AND RELATED PRODUCTS, N.E.S.	55,011	0	0
6	MANUFACTURED GOODS CLASSIFIED CHIEFLY BY MATERIAL	7,575	0	560
7	MACHINERY AND TRANSPORT EQUIPMENT	69,311	0	169
8	MISCELLANEOUS MANUFACTURED ARTICLES	5,063	0	12,066
GUATEMALA.....		1,105,115	0	0
0	FOOD & LIVE ANIMALS	289,237	0	0
5	CHEMICALS AND RELATED PRODUCTS, N.E.S.	802,028	0	0
6	MANUFACTURED GOODS CLASSIFIED CHIEFLY BY MATERIAL	1,733	0	0
8	MISCELLANEOUS MANUFACTURED ARTICLES	12,117	0	0
GUYANA.....		8,068,767	1,239,640	1,279,954
0	FOOD & LIVE ANIMALS	6,580,541	95,291	95,291
1	BEVERAGES AND TOBACCO	180,081	1,016,237	1,016,237
2	CRUDE MATERIALS, INEDIBLE, EXCEPT FUELS	805,050	0	0
3	MINERAL FUELS,LUBRICANTS AND RELATED MATERIALS	0	0	16,200
5	CHEMICALS AND RELATED PRODUCTS, N.E.S.	322,842	312	312
6	MANUFACTURED GOODS CLASSIFIED CHIEFLY BY MATERIAL	122,608	53,800	67,094
7	MACHINERY AND TRANSPORT EQUIPMENT	4,650	74,000	79,650
8	MISCELLANEOUS MANUFACTURED ARTICLES	52,995	0	0
9	COMMODITIES & TRANSACTIONS NOT CLASSIFIED ACCORDING TO KIND	0	0	5,170

Table 6 (Cont'd)

Principal Partners and S.I.T.C Section		Imports (\$EC)	Dom Exports (\$EC)	TOT Exports (\$EC)
HONG KONG.....		2,591,958	0	0
0	FOOD & LIVE ANIMALS	380	0	0
5	CHEMICALS AND RELATED PRODUCTS, N.E.S.	409,358	0	0
6	MANUFACTURED GOODS CLASSIFIED CHIEFLY BY MATERIAL	739,597	0	0
7	MACHINERY AND TRANSPORT EQUIPMENT	317,518	0	0
8	MISCELLANEOUS MANUFACTURED ARTICLES	1,125,105	0	0
HEARD AND MCDONALD ISLANDS.....		2,036	0	0
5	CHEMICALS AND RELATED PRODUCTS, N.E.S.	2,036	0	0
HONDURAS.....		6,378,637	0	0
2	CRUDE MATERIALS, INEDIBLE, EXCEPT FUELS	5,933,250	0	0
6	MANUFACTURED GOODS CLASSIFIED CHIEFLY BY MATERIAL	288,192	0	0
8	MISCELLANEOUS MANUFACTURED ARTICLES	157,195	0	0
HAITI.....		86,423	0	402
6	MANUFACTURED GOODS CLASSIFIED CHIEFLY BY MATERIAL	52,110	0	402
8	MISCELLANEOUS MANUFACTURED ARTICLES	34,313	0	0
HUNGARY.....		78,003	0	0
1	BEVERAGES AND TOBACCO	2,677	0	0
5	CHEMICALS AND RELATED PRODUCTS, N.E.S.	4,391	0	0
6	MANUFACTURED GOODS CLASSIFIED CHIEFLY BY MATERIAL	5,241	0	0
7	MACHINERY AND TRANSPORT EQUIPMENT	57,625	0	0
8	MISCELLANEOUS MANUFACTURED ARTICLES	8,069	0	0
CANARY ISLANDS.....		1,473	0	1,358
7	MACHINERY AND TRANSPORT EQUIPMENT	1,473	0	0
8	MISCELLANEOUS MANUFACTURED ARTICLES	0	0	1,358
INDONESIA.....		1,300,989	0	0
0	FOOD & LIVE ANIMALS	4,979	0	0
1	BEVERAGES AND TOBACCO	1,121	0	0
2	CRUDE MATERIALS, INEDIBLE, EXCEPT FUELS	41,747	0	0
5	CHEMICALS AND RELATED PRODUCTS, N.E.S.	101,525	0	0
6	MANUFACTURED GOODS CLASSIFIED CHIEFLY BY MATERIAL	313,851	0	0
7	MACHINERY AND TRANSPORT EQUIPMENT	29,005	0	0
8	MISCELLANEOUS MANUFACTURED ARTICLES	808,761	0	0
IRELAND.....		744,819	4,146	4,146
0	FOOD & LIVE ANIMALS	265,679	0	0
1	BEVERAGES AND TOBACCO	68,737	30	30
2	CRUDE MATERIALS, INEDIBLE, EXCEPT FUELS	2,113	0	0
5	CHEMICALS AND RELATED PRODUCTS, N.E.S.	202,966	0	0
6	MANUFACTURED GOODS CLASSIFIED CHIEFLY BY MATERIAL	50,931	897	897
7	MACHINERY AND TRANSPORT EQUIPMENT	150,096	595	595
8	MISCELLANEOUS MANUFACTURED ARTICLES	4,297	2,624	2,624
ISRAEL.....		1,285,479	0	0
2	CRUDE MATERIALS, INEDIBLE, EXCEPT FUELS	16,573	0	0
5	CHEMICALS AND RELATED PRODUCTS, N.E.S.	244	0	0
6	MANUFACTURED GOODS CLASSIFIED CHIEFLY BY MATERIAL	5,720	0	0
7	MACHINERY AND TRANSPORT EQUIPMENT	70,740	0	0
8	MISCELLANEOUS MANUFACTURED ARTICLES	1,192,202	0	0

Table 6 (Cont'd)

Principal Partners and SI.I.T.C Section		Imports (\$EC)	Dom Exports (\$EC)	TOT Exports (\$EC)
INDIA.....		2,585,793	34	8,862
0	FOOD & LIVE ANIMALS	111,764	0	0
1	BEVERAGES AND TOBACCO	29,896	0	0
2	CRUDE MATERIALS, INEDIBLE, EXCEPT FUELS	242	0	0
5	CHEMICALS AND RELATED PRODUCTS, N.E.S.	270,156	0	196
6	MANUFACTURED GOODS CLASSIFIED CHIEFLY BY MATERIAL	612,769	1	2,071
7	MACHINERY AND TRANSPORT EQUIPMENT	583,809	0	0
8	MISCELLANEOUS MANUFACTURED ARTICLES	977,157	33	6,595
10	BRITISH INDIAN OCEAN TERRITORY.....	1,487	0	0
8	MISCELLANEOUS MANUFACTURED ARTICLES	1,487	0	0
IRAN (ISLAMIC REPUBLIC OF).....		4,203	0	0
0	FOOD & LIVE ANIMALS	3,437	0	0
8	MISCELLANEOUS MANUFACTURED ARTICLES	766	0	0
ITALY.....		5,102,347	8,120	59,237
0	FOOD & LIVE ANIMALS	320,801	0	0
1	BEVERAGES AND TOBACCO	478,042	0	1,255
2	CRUDE MATERIALS, INEDIBLE, EXCEPT FUELS	0	100	100
4	ANIMAL AND VEGETABLE OILS, FATS AND WAXES	8,529	0	0
5	CHEMICALS AND RELATED PRODUCTS, N.E.S.	62,635	0	0
6	MANUFACTURED GOODS CLASSIFIED CHIEFLY BY MATERIAL	1,459,478	1,431	1,431
7	MACHINERY AND TRANSPORT EQUIPMENT	1,388,540	0	20,263
8	MISCELLANEOUS MANUFACTURED ARTICLES	1,384,322	6,589	26,188
9	COMMODITIES & TRANSACTIONS NOT CLASSIFIED ACCORDING TO KIND	0	0	10,000
JAMAICA.....		8,990,450	378,188	796,678
0	FOOD & LIVE ANIMALS	1,895,498	918	918
1	BEVERAGES AND TOBACCO	2,264,219	0	6,597
2	CRUDE MATERIALS, INEDIBLE, EXCEPT FUELS	73,587	0	0
4	ANIMAL AND VEGETABLE OILS, FATS AND WAXES	5,450	0	0
5	CHEMICALS AND RELATED PRODUCTS, N.E.S.	1,208,994	3,293	4,472
6	MANUFACTURED GOODS CLASSIFIED CHIEFLY BY MATERIAL	539,180	33,489	63,000
7	MACHINERY AND TRANSPORT EQUIPMENT	1,980,183	317,204	507,730
8	MISCELLANEOUS MANUFACTURED ARTICLES	1,022,839	23,284	174,238
9	COMMODITIES & TRANSACTIONS NOT CLASSIFIED ACCORDING TO KIND	500	0	39,723
JORDAN.....		13,094	0	0
5	CHEMICALS AND RELATED PRODUCTS, N.E.S.	6,713	0	0
7	MACHINERY AND TRANSPORT EQUIPMENT	6,381	0	0
JAPAN.....		28,638,553	202,465	1,107,969
0	FOOD & LIVE ANIMALS	200	553	553
1	BEVERAGES AND TOBACCO	0	768	768
2	CRUDE MATERIALS, INEDIBLE, EXCEPT FUELS	1,600	0	0
3	MINERAL FUELS, LUBRICANTS AND RELATED MATERIALS	10,728	0	0
5	CHEMICALS AND RELATED PRODUCTS, N.E.S.	127,742	0	0
6	MANUFACTURED GOODS CLASSIFIED CHIEFLY BY MATERIAL	1,409,526	0	1,943
7	MACHINERY AND TRANSPORT EQUIPMENT	26,219,980	0	897,438
8	MISCELLANEOUS MANUFACTURED ARTICLES	868,777	201,144	207,267
KENYA.....		382	0	0
6	MANUFACTURED GOODS CLASSIFIED CHIEFLY BY MATERIAL	382	0	0

Table 6 (Cont'd)

Principal Partners and S.I.T.C Section	Imports (\$EC)	Dom Exports (\$EC)	TOT Exports (\$EC)
ST. KITTS/NEVIS.....	113,557	1,692,610	2,081,450
0 FOOD & LIVE ANIMALS	0	36,526	36,526
1 BEVERAGES AND TOBACCO	25,993	1,225,724	1,225,724
2 CRUDE MATERIALS, INEDIBLE, EXCEPT FUELS	0	5,081	5,081
5 CHEMICALS AND RELATED PRODUCTS, N.E.S.	0	14,021	50,078
6 MANUFACTURED GOODS CLASSIFIED CHIEFLY BY MATERIAL	165	34,434	40,650
7 MACHINERY AND TRANSPORT EQUIPMENT	85,364	20,040	266,641
8 MISCELLANEOUS MANUFACTURED ARTICLES	1,035	356,784	436,750
9 COMMODITIES & TRANSACTIONS NOT CLASSIFIED ACCORDING TO KIND	1,000	0	20,000
KOREA, REPUBLIC OF.....	1,861,547	0	151,905
2 CRUDE MATERIALS, INEDIBLE, EXCEPT FUELS	35	0	0
5 CHEMICALS AND RELATED PRODUCTS, N.E.S.	55,210	0	0
6 MANUFACTURED GOODS CLASSIFIED CHIEFLY BY MATERIAL	481,479	0	0
7 MACHINERY AND TRANSPORT EQUIPMENT	1,110,262	0	151,905
8 MISCELLANEOUS MANUFACTURED ARTICLES	214,561	0	0
KUWAIT.....	0	0	8,000
9 COMMODITIES & TRANSACTIONS NOT CLASSIFIED ACCORDING TO KIND	0	0	8,000
CAYMAN ISLANDS.....	7,968	0	44,418
5 CHEMICALS AND RELATED PRODUCTS, N.E.S.	0	0	8,440
6 MANUFACTURED GOODS CLASSIFIED CHIEFLY BY MATERIAL	3,530	0	0
8 MISCELLANEOUS MANUFACTURED ARTICLES	4,438	0	27,978
9 COMMODITIES & TRANSACTIONS NOT CLASSIFIED ACCORDING TO KIND	0	0	8,000
SRI LANKA.....	231,230	0	0
0 FOOD & LIVE ANIMALS	49,581	0	0
2 CRUDE MATERIALS, INEDIBLE, EXCEPT FUELS	5,390	0	0
6 MANUFACTURED GOODS CLASSIFIED CHIEFLY BY MATERIAL	54	0	0
8 MISCELLANEOUS MANUFACTURED ARTICLES	176,205	0	0
LESOTHO.....	74,836	0	0
0 FOOD & LIVE ANIMALS	40,258	0	0
5 CHEMICALS AND RELATED PRODUCTS, N.E.S.	4,348	0	0
8 MISCELLANEOUS MANUFACTURED ARTICLES	30,230	0	0
MOROCCO.....	562	0	0
5 CHEMICALS AND RELATED PRODUCTS, N.E.S.	16	0	0
8 MISCELLANEOUS MANUFACTURED ARTICLES	546	0	0
MACAU.....	1,374	0	0
8 MISCELLANEOUS MANUFACTURED ARTICLES	1,374	0	0
MARTINIQUE.....	4,177,990	1,229,794	2,704,891
0 FOOD & LIVE ANIMALS	565,029	46,230	51,179
1 BEVERAGES AND TOBACCO	166,770	3,185	45,175
2 CRUDE MATERIALS, INEDIBLE, EXCEPT FUELS	2,496,166	100	8,880
3 MINERAL FUELS, LUBRICANTS AND RELATED MATERIALS	0	0	78,882
4 ANIMAL AND VEGETABLE OILS, FATS AND WAXES	0	446	446
5 CHEMICALS AND RELATED PRODUCTS, N.E.S.	39,858	50,936	583,113
6 MANUFACTURED GOODS CLASSIFIED CHIEFLY BY MATERIAL	472,415	187,538	244,072
7 MACHINERY AND TRANSPORT EQUIPMENT	347,780	94,969	459,448
8 MISCELLANEOUS MANUFACTURED ARTICLES	86,127	846,390	1,156,696
9 COMMODITIES & TRANSACTIONS NOT CLASSIFIED ACCORDING TO KIND	3,845	0	77,000

Table 6 (Cont'd)

Principal Partners and S.I.I.T.C Section		Imports (\$EC)	Dom Exports (\$EC)	TOT Exports (\$EC)
MONTSERAT.....		90,000	248,532	319,132
0	FOOD & LIVE ANIMALS	0	20,161	20,161
1	BEVERAGES AND TOBACCO	0	128,140	128,140
2	CRUDE MATERIALS, INEDIBLE, EXCEPT FUELS	0	240	240
5	CHEMICALS AND RELATED PRODUCTS, N.E.S.	0	13,381	15,897
6	MANUFACTURED GOODS CLASSIFIED CHIEFLY BY MATERIAL	0	15,758	56,641
7	MACHINERY AND TRANSPORT EQUIPMENT	90,000	70,852	90,852
8	MISCELLANEOUS MANUFACTURED ARTICLES	0	0	7,201
MALTA.....		28	230	230
5	CHEMICALS AND RELATED PRODUCTS, N.E.S.	0	230	230
8	MISCELLANEOUS MANUFACTURED ARTICLES	28	0	0
MALAWI.....		2,638	0	0
5	CHEMICALS AND RELATED PRODUCTS, N.E.S.	2,638	0	0
MEXICO.....		5,245,482	0	0
0	FOOD & LIVE ANIMALS	426,316	0	0
1	BEVERAGES AND TOBACCO	25,105	0	0
2	CRUDE MATERIALS, INEDIBLE, EXCEPT FUELS	60,608	0	0
4	ANIMAL AND VEGETABLE OILS, FATS AND WAXES	5,592	0	0
5	CHEMICALS AND RELATED PRODUCTS, N.E.S.	1,281,569	0	0
6	MANUFACTURED GOODS CLASSIFIED CHIEFLY BY MATERIAL	540,568	0	0
7	MACHINERY AND TRANSPORT EQUIPMENT	1,399,121	0	0
8	MISCELLANEOUS MANUFACTURED ARTICLES	1,506,603	0	0
MALAYSIA.....		647,115	0	0
0	FOOD & LIVE ANIMALS	1,519	0	0
5	CHEMICALS AND RELATED PRODUCTS, N.E.S.	285	0	0
6	MANUFACTURED GOODS CLASSIFIED CHIEFLY BY MATERIAL	58,451	0	0
7	MACHINERY AND TRANSPORT EQUIPMENT	163,190	0	0
8	MISCELLANEOUS MANUFACTURED ARTICLES	423,670	0	0
NAMIBIA.....		24,863	0	0
8	MISCELLANEOUS MANUFACTURED ARTICLES	24,863	0	0
NIGERIA.....		31,005	0	0
5	CHEMICALS AND RELATED PRODUCTS, N.E.S.	31,005	0	0
NICARAGUA.....		5,646	0	0
8	MISCELLANEOUS MANUFACTURED ARTICLES	5,646	0	0
NETHERLANDS.....		9,754,754	87,039	94,291
0	FOOD & LIVE ANIMALS	3,269,982	0	0
1	BEVERAGES AND TOBACCO	90,865	183	183
2	CRUDE MATERIALS, INEDIBLE, EXCEPT FUELS	13,358	0	0
3	MINERAL FUELS, LUBRICANTS AND RELATED MATERIALS	178	0	0
4	ANIMAL AND VEGETABLE OILS, FATS AND WAXES	81,700	0	0
5	CHEMICALS AND RELATED PRODUCTS, N.E.S.	1,146,269	0	0
6	MANUFACTURED GOODS CLASSIFIED CHIEFLY BY MATERIAL	3,682,747	0	20
7	MACHINERY AND TRANSPORT EQUIPMENT	703,496	3,850	8,979
8	MISCELLANEOUS MANUFACTURED ARTICLES	763,311	83,006	85,109
9	COMMODITIES & TRANSACTIONS NOT CLASSIFIED ACCORDING TO KIND	2,848	0	0

Table 6 (Cont'd)

Principal Partners and S.I.T.C Section		Imports (\$EC)	Dom Exports (\$EC)	TOT Exports (\$EC)
NORWAY.....		1,856,531	0	38,037
0	FOOD & LIVE ANIMALS	1,082,876	0	0
2	CRUDE MATERIALS, INEDIBLE, EXCEPT FUELS	11,998	0	0
4	ANIMAL AND VEGETABLE OILS, FATS AND WAXES	52,654	0	0
5	CHEMICALS AND RELATED PRODUCTS, N.E.S.	3,561	0	0
6	MANUFACTURED GOODS CLASSIFIED CHIEFLY BY MATERIAL	55,596	0	0
7	MACHINERY AND TRANSPORT EQUIPMENT	631,197	0	38,037
8	MISCELLANEOUS MANUFACTURED ARTICLES	18,649	0	0
NEW ZEALAND.....		3,662,098	0	0
0	FOOD & LIVE ANIMALS	3,639,244	0	0
1	BEVERAGES AND TOBACCO	7,515	0	0
2	CRUDE MATERIALS, INEDIBLE, EXCEPT FUELS	4,824	0	0
5	CHEMICALS AND RELATED PRODUCTS, N.E.S.	913	0	0
6	MANUFACTURED GOODS CLASSIFIED CHIEFLY BY MATERIAL	1,803	0	0
7	MACHINERY AND TRANSPORT EQUIPMENT	4,084	0	0
8	MISCELLANEOUS MANUFACTURED ARTICLES	3,715	0	0
PANAMA.....		3,430,878	0	17,189
0	FOOD & LIVE ANIMALS	50,484	0	0
1	BEVERAGES AND TOBACCO	0	0	206
2	CRUDE MATERIALS, INEDIBLE, EXCEPT FUELS	9,457	0	0
3	MINERAL FUELS, LUBRICANTS AND RELATED MATERIALS	0	0	16,983
5	CHEMICALS AND RELATED PRODUCTS, N.E.S.	282,128	0	0
6	MANUFACTURED GOODS CLASSIFIED CHIEFLY BY MATERIAL	98,879	0	0
7	MACHINERY AND TRANSPORT EQUIPMENT	145,250	0	0
8	MISCELLANEOUS MANUFACTURED ARTICLES	2,844,680	0	0
PERU.....		209,211	0	0
0	FOOD & LIVE ANIMALS	126,899	0	0
5	CHEMICALS AND RELATED PRODUCTS, N.E.S.	75,963	0	0
6	MANUFACTURED GOODS CLASSIFIED CHIEFLY BY MATERIAL	3,132	0	0
8	MISCELLANEOUS MANUFACTURED ARTICLES	3,217	0	0
PHILIPPINES.....		189,519	0	7,042
5	CHEMICALS AND RELATED PRODUCTS, N.E.S.	17,897	0	7,042
6	MANUFACTURED GOODS CLASSIFIED CHIEFLY BY MATERIAL	4,912	0	0
7	MACHINERY AND TRANSPORT EQUIPMENT	93,187	0	0
8	MISCELLANEOUS MANUFACTURED ARTICLES	73,523	0	0
PAKISTAN.....		1,167,212	0	0
2	CRUDE MATERIALS, INEDIBLE, EXCEPT FUELS	100,551	0	0
6	MANUFACTURED GOODS CLASSIFIED CHIEFLY BY MATERIAL	1,022,210	0	0
8	MISCELLANEOUS MANUFACTURED ARTICLES	44,451	0	0
POLAND.....		13,622	0	0
7	MACHINERY AND TRANSPORT EQUIPMENT	13,103	0	0
8	MISCELLANEOUS MANUFACTURED ARTICLES	519	0	0

Table 6 (Cont'd)

Principal Partners and S.I.T.C Section		Imports (\$EC)	Dom Exports (\$EC)	TOT Exports (\$EC)
PUERTO RICO.....		6,418,921	11,340	261,109
0	FOOD & LIVE ANIMALS	1,185,423	0	0
1	BEVERAGES AND TOBACCO	468,973	0	0
2	CRUDE MATERIALS, INEDIBLE, EXCEPT FUELS	1,491	0	0
3	MINERAL FUELS,LUBRICANTS AND RELATED MATERIALS	3,924	0	0
4	ANIMAL AND VEGETABLE OILS, FATS ANS WAXES	32,010	7,634	7,634
5	CHEMICALS AND RELATED PRODUCTS, N.E.S.	2,330,704	0	31,777
6	MANUFACTURED GOODS CLASSIFIED CHIEFLY BY MATERIAL	854,888	0	156,245
7	MACHINERY AND TRANSPORT EQUIPMENT	990,428	3,706	32,665
8	MISCELLANEOUS MANUFACTURED ARTICLES	549,518	0	32,788
9	COMMODITIES & TRANSACTIONS NOT CLASSIFIED ACCORDING TO KIND	1,562	0	0
PORTUGAL AND AZORES.....		117,585	0	0
1	BEVERAGES AND TOBACCO	15,005	0	0
5	CHEMICALS AND RELATED PRODUCTS, N.E.S.	2,321	0	0
6	MANUFACTURED GOODS CLASSIFIED CHIEFLY BY MATERIAL	89,160	0	0
7	MACHINERY AND TRANSPORT EQUIPMENT	805	0	0
8	MISCELLANEOUS MANUFACTURED ARTICLES	10,294	0	0
CURACAO.....		1,018,727	257,748	311,225
0	FOOD & LIVE ANIMALS	4,122	5	5
1	BEVERAGES AND TOBACCO	271,810	0	0
2	CRUDE MATERIALS, INEDIBLE, EXCEPT FUELS	0	0	114
3	MINERAL FUELS,LUBRICANTS AND RELATED MATERIALS	173,837	0	1,002
5	CHEMICALS AND RELATED PRODUCTS, N.E.S.	86,302	0	5,900
6	MANUFACTURED GOODS CLASSIFIED CHIEFLY BY MATERIAL	1,022	257,743	260,188
7	MACHINERY AND TRANSPORT EQUIPMENT	2,793	0	0
8	MISCELLANEOUS MANUFACTURED ARTICLES	477,461	0	5,681
9	COMMODITIES & TRANSACTIONS NOT CLASSIFIED ACCORDING TO KIND	1,380	0	38,335
ST. MAARTEN.....		264,022	230,501	343,301
0	FOOD & LIVE ANIMALS	0	151,811	152,827
1	BEVERAGES AND TOBACCO	17,982	43,199	43,199
2	CRUDE MATERIALS, INEDIBLE, EXCEPT FUELS	49	14,876	14,876
3	MINERAL FUELS,LUBRICANTS AND RELATED MATERIALS	0	0	3,504
4	ANIMAL AND VEGETABLE OILS, FATS ANS WAXES	62	937	937
5	CHEMICALS AND RELATED PRODUCTS, N.E.S.	22,240	256	36,626
6	MANUFACTURED GOODS CLASSIFIED CHIEFLY BY MATERIAL	53,757	519	1,318
7	MACHINERY AND TRANSPORT EQUIPMENT	27,632	600	28,982
8	MISCELLANEOUS MANUFACTURED ARTICLES	140,942	18,303	22,697
9	COMMODITIES & TRANSACTIONS NOT CLASSIFIED ACCORDING TO KIND	1,358	0	38,335
ROMANIA.....		47,215	0	0
6	MANUFACTURED GOODS CLASSIFIED CHIEFLY BY MATERIAL	46,965	0	0
7	MACHINERY AND TRANSPORT EQUIPMENT	250	0	0
SAUDI ARABIA.....		9,272	0	0
1	BEVERAGES AND TOBACCO	1,455	0	0
5	CHEMICALS AND RELATED PRODUCTS, N.E.S.	6,071	0	0
8	MISCELLANEOUS MANUFACTURED ARTICLES	1,746	0	0
SEYCHELLES.....		400	0	0
7	MACHINERY AND TRANSPORT EQUIPMENT	400	0	0

Table 6 (Cont'd)

Principal Partners and S.I.T.C Section	Imports (\$EC)	Dom Exports (\$EC)	TOT Exports (\$EC)
SUDAN.....	437	0	0
7 MACHINERY AND TRANSPORT EQUIPMENT	437	0	0
SWEDEN.....	14,225,476	0	53,345
0 FOOD & LIVE ANIMALS	4,025	0	0
5 CHEMICALS AND RELATED PRODUCTS, N.E.S.	23,455	0	0
6 MANUFACTURED GOODS CLASSIFIED CHIEFLY BY MATERIAL	785,628	0	0
7 MACHINERY AND TRANSPORT EQUIPMENT	13,191,979	0	0
8 MISCELLANEOUS MANUFACTURED ARTICLES	220,389	0	53,345
SINGAPORE.....	975,679	0	0
0 FOOD & LIVE ANIMALS	109,372	0	0
5 CHEMICALS AND RELATED PRODUCTS, N.E.S.	1,595	0	0
6 MANUFACTURED GOODS CLASSIFIED CHIEFLY BY MATERIAL	254	0	0
7 MACHINERY AND TRANSPORT EQUIPMENT	689,924	0	0
8 MISCELLANEOUS MANUFACTURED ARTICLES	174,534	0	0
SIERRA LEONE.....	19,887	0	0
8 MISCELLANEOUS MANUFACTURED ARTICLES	19,887	0	0
SURINAME.....	39,247	39,719	39,719
0 FOOD & LIVE ANIMALS	39,247	0	0
6 MANUFACTURED GOODS CLASSIFIED CHIEFLY BY MATERIAL	0	39,719	39,719
SAO TOME AND PRINCIPE.....	0	0	4,618
6 MANUFACTURED GOODS CLASSIFIED CHIEFLY BY MATERIAL	0	0	543
7 MACHINERY AND TRANSPORT EQUIPMENT	0	0	4,075
UNION OF SOVIET SOCIALISTS REP.....	12,711	0	0
2 CRUDE MATERIALS, INEDIBLE, EXCEPT FUELS	21	0	0
6 MANUFACTURED GOODS CLASSIFIED CHIEFLY BY MATERIAL	12,079	0	0
7 MACHINERY AND TRANSPORT EQUIPMENT	544	0	0
8 MISCELLANEOUS MANUFACTURED ARTICLES	67	0	0
EL SALVADOR.....	128,901	0	0
5 CHEMICALS AND RELATED PRODUCTS, N.E.S.	76,508	0	0
6 MANUFACTURED GOODS CLASSIFIED CHIEFLY BY MATERIAL	7,475	0	0
8 MISCELLANEOUS MANUFACTURED ARTICLES	44,918	0	0
SYRIAN ARAB REPUBLIC.....	70,975	0	0
5 CHEMICALS AND RELATED PRODUCTS, N.E.S.	10,213	0	0
6 MANUFACTURED GOODS CLASSIFIED CHIEFLY BY MATERIAL	24,528	0	0
7 MACHINERY AND TRANSPORT EQUIPMENT	1,675	0	0
8 MISCELLANEOUS MANUFACTURED ARTICLES	34,559	0	0
SWAZILAND.....	656,057	0	0
1 BEVERAGES AND TOBACCO	32,527	0	0
5 CHEMICALS AND RELATED PRODUCTS, N.E.S.	72,176	0	0
6 MANUFACTURED GOODS CLASSIFIED CHIEFLY BY MATERIAL	5,859	0	0
8 MISCELLANEOUS MANUFACTURED ARTICLES	545,495	0	0
TURKS AND CAICOS ISLANDS.....	0	0	41,043
5 CHEMICALS AND RELATED PRODUCTS, N.E.S.	0	0	26,043
9 COMMODITIES & TRANSACTIONS NOT CLASSIFIED ACCORDING TO KIND	0	0	15,000

Table 6 (Cont'd)

Principal Partners and S.I.T.C Section		Imports (\$EC)	Dom Exports (\$EC)	TOT Exports (\$EC)
THAILAND.....		4,319,346	0	0
0	FOOD & LIVE ANIMALS	3,001,780	0	0
5	CHEMICALS AND RELATED PRODUCTS, N.E.S.	11,041	0	0
6	MANUFACTURED GOODS CLASSIFIED CHIEFLY BY MATERIAL	236,725	0	0
7	MACHINERY AND TRANSPORT EQUIPMENT	545,253	0	0
8	MISCELLANEOUS MANUFACTURED ARTICLES	524,547	0	0
TOKELEAU.....		3,369	0	0
7	MACHINERY AND TRANSPORT EQUIPMENT	3,369	0	0
TUNISIA.....		429	0	0
8	MISCELLANEOUS MANUFACTURED ARTICLES	429	0	0
TURKEY.....		133,606	0	0
0	FOOD & LIVE ANIMALS	277	0	0
1	BEVERAGES AND TOBACCO	206	0	0
5	CHEMICALS AND RELATED PRODUCTS, N.E.S.	37,135	0	0
6	MANUFACTURED GOODS CLASSIFIED CHIEFLY BY MATERIAL	41,585	0	0
7	MACHINERY AND TRANSPORT EQUIPMENT	49,408	0	0
8	MISCELLANEOUS MANUFACTURED ARTICLES	4,995	0	0
TRINIDAD AND TOBAGO.....		128,548,442	4,712,212	19,620,781
0	FOOD & LIVE ANIMALS	18,469,053	18,362	38,093
1	BEVERAGES AND TOBACCO	8,481,634	1,444,355	1,445,641
2	CRUDE MATERIALS, INEDIBLE, EXCEPT FUELS	471,186	4,726	48,193
3	MINERAL FUELS,LUBRICANTS AND RELATED MATERIALS	58,807,457	0	11,666,021
4	ANIMAL AND VEGETABLE OILS, FATS AND WAXES	1,528	112,973	112,973
5	CHEMICALS AND RELATED PRODUCTS, N.E.S.	7,839,105	159,939	174,386
6	MANUFACTURED GOODS CLASSIFIED CHIEFLY BY MATERIAL	22,117,656	2,930,768	3,967,950
7	MACHINERY AND TRANSPORT EQUIPMENT	2,388,002	20,461	1,678,425
8	MISCELLANEOUS MANUFACTURED ARTICLES	9,972,821	20,628	72,872
9	COMMODITIES & TRANSACTIONS NOT CLASSIFIED ACCORDING TO KIND	0	0	416,227
TAIWAN.....		1,902,151	0	4,100
3	MINERAL FUELS,LUBRICANTS AND RELATED MATERIALS	0	0	4,100
5	CHEMICALS AND RELATED PRODUCTS, N.E.S.	36,749	0	0
6	MANUFACTURED GOODS CLASSIFIED CHIEFLY BY MATERIAL	1,296,139	0	0
7	MACHINERY AND TRANSPORT EQUIPMENT	356,480	0	0
8	MISCELLANEOUS MANUFACTURED ARTICLES	212,783	0	0
TANZANIA.....		3,889	0	0
6	MANUFACTURED GOODS CLASSIFIED CHIEFLY BY MATERIAL	3,638	0	0
8	MISCELLANEOUS MANUFACTURED ARTICLES	251	0	0
U.S. MINOR OUTLYING ISLANDS.....		7,064	500	500
0	FOOD & LIVE ANIMALS	0	500	500
5	CHEMICALS AND RELATED PRODUCTS, N.E.S.	7,064	0	0

Table 6 (Cont'd)

Principal Partners and S.I.T.C Section		Imports (\$EC)	Dom Exports (\$EC)	TOT Exports (\$EC)
UNITED STATES.....		333,253,698	13,164,617	33,530,019
0	FOOD & LIVE ANIMALS	60,247,624	1,229,507	1,268,868
1	BEVERAGES AND TOBACCO	5,869,643	192,025	192,746
2	CRUDE MATERIALS, INEDIBLE, EXCEPT FUELS	10,625,453	200	8,073
3	MINERAL FUELS,LUBRICANTS AND RELATED MATERIALS	1,574,411	0	185,905
4	ANIMAL AND VEGETABLE OILS, FATS AND WAXES	621,211	2,690	2,690
5	CHEMICALS AND RELATED PRODUCTS, N.E.S.	27,760,849	10,151	135,079
6	MANUFACTURED GOODS CLASSIFIED CHIEFLY BY MATERIAL	59,416,186	37,275	2,986,529
7	MACHINERY AND TRANSPORT EQUIPMENT	96,027,237	6,644,353	21,501,925
8	MISCELLANEOUS MANUFACTURED ARTICLES	71,002,912	5,042,322	6,717,708
9	COMMODITIES & TRANSACTIONS NOT CLASSIFIED ACCORDING TO KIND	108,172	6,094	530,496
URAGUAY.....		50,458	0	0
6	MANUFACTURED GOODS CLASSIFIED CHIEFLY BY MATERIAL	8,655	0	0
8	MISCELLANEOUS MANUFACTURED ARTICLES	41,803	0	0
ST. VINCENT AND THE GRENADINES.....		6,089,484	2,803,862	4,679,593
0	FOOD & LIVE ANIMALS	3,440,189	141,353	226,984
1	BEVERAGES AND TOBACCO	158,416	1,779,819	1,792,573
2	CRUDE MATERIALS, INEDIBLE, EXCEPT FUELS	103,795	35,633	42,133
3	MINERAL FUELS,LUBRICANTS AND RELATED MATERIALS	3,306	0	83,420
5	CHEMICALS AND RELATED PRODUCTS, N.E.S.	90,070	139,556	169,907
6	MANUFACTURED GOODS CLASSIFIED CHIEFLY BY MATERIAL	238,960	181,581	227,982
7	MACHINERY AND TRANSPORT EQUIPMENT	1,930,883	168,065	793,518
8	MISCELLANEOUS MANUFACTURED ARTICLES	123,865	357,735	1,069,996
9	COMMODITIES & TRANSACTIONS NOT CLASSIFIED ACCORDING TO KIND	0	120	273,080
VENEZUELA.....		7,834,210	263,040	263,040
0	FOOD & LIVE ANIMALS	855,271	0	0
1	BEVERAGES AND TOBACCO	30,077	0	0
2	CRUDE MATERIALS, INEDIBLE, EXCEPT FUELS	0	260,040	260,040
5	CHEMICALS AND RELATED PRODUCTS, N.E.S.	93,914	0	0
6	MANUFACTURED GOODS CLASSIFIED CHIEFLY BY MATERIAL	6,493,156	0	0
8	MISCELLANEOUS MANUFACTURED ARTICLES	361,792	0	0
9	COMMODITIES & TRANSACTIONS NOT CLASSIFIED ACCORDING TO KIND	0	3,000	3,000
BRITISH VIRGIN ISLANDS.....		82,003	53,795	60,154
0	FOOD & LIVE ANIMALS	0	19,555	19,555
1	BEVERAGES AND TOBACCO	0	1,348	1,348
5	CHEMICALS AND RELATED PRODUCTS, N.E.S.	0	2,095	2,095
6	MANUFACTURED GOODS CLASSIFIED CHIEFLY BY MATERIAL	4,809	10,311	10,361
7	MACHINERY AND TRANSPORT EQUIPMENT	77,114	19,065	19,065
8	MISCELLANEOUS MANUFACTURED ARTICLES	80	1,421	7,730

Table 6 (Cont'd)

Principal Partners and S.I.T.C Section		Imports (\$EC)	Dom Exports (\$EC)	TOT Exports (\$EC)
UNITED STATES VIRGIN ISLANDS.....		23,054,610	222,248	339,793
0	FOOD & LIVE ANIMALS	209	127,413	131,152
1	BEVERAGES AND TOBACCO	456	34,204	34,859
2	CRUDE MATERIALS, INEDIBLE, EXCEPT FUELS	1,804	510	670
3	MINERAL FUELS,LUBRICANTS AND RELATED MATERIALS	22,848,494	5	5
4	ANIMAL AND VEGETABLE OILS, FATS AND WAXES	0	477	567
5	CHEMICALS AND RELATED PRODUCTS, N.E.S.	1,313	865	74,276
6	MANUFACTURED GOODS CLASSIFIED CHIEFLY BY MATERIAL	1,319	34,577	39,007
7	MACHINERY AND TRANSPORT EQUIPMENT	152,728	3,431	6,216
8	MISCELLANEOUS MANUFACTURED ARTICLES	48,287	20,766	31,866
9	COMMODITIES & TRANSACTIONS NOT CLASSIFIED ACCORDING TO KIND	0	0	21,175
VIETNAM.....		57,236	0	0
5	CHEMICALS AND RELATED PRODUCTS, N.E.S.	590	0	0
7	MACHINERY AND TRANSPORT EQUIPMENT	704	0	0
8	MISCELLANEOUS MANUFACTURED ARTICLES	55,942	0	0
SOUTH AFRICA.....		636,420	0	200
1	BEVERAGES AND TOBACCO	167,790	0	0
5	CHEMICALS AND RELATED PRODUCTS, N.E.S.	209,314	0	0
6	MANUFACTURED GOODS CLASSIFIED CHIEFLY BY MATERIAL	61,789	0	0
7	MACHINERY AND TRANSPORT EQUIPMENT	131,987	0	0
8	MISCELLANEOUS MANUFACTURED ARTICLES	65,540	0	0
9	COMMODITIES & TRANSACTIONS NOT CLASSIFIED ACCORDING TO KIND	0	0	200
TOTAL		845,932,855	110,423,062	162,001,801

**COMPARATIVE VALUE OF IMPORTS AND DOMESTIC EXPORTS 2001 - 2000
ANALYSIS BY DIVISION, GROUPS, SUBGROUPS BROAD ECONOMIC CATEGORIES**

Table 7

BROAD ECONOMIC CATEGORIES		Imports 2001 (\$EC)	Domestic Exports 2001 (\$EC)	Imports 2000	Domestic Exports 2000
1..	Food and beverages	209,068,610	74,063,230	218,212,098	87,090,758
111	Primary - Food and beverages mainly for industry - intermediate goods	5,094,881	161,180	4,707,825	75,948
112	Primary - Food and beverages mainly for hhold consumption - cons goods	24,616,065	44,689,246	25,920,884	61,594,230
121	Processed - Food and beverages mainly for industry - intermediate goods	27,318,895	27,572	25,690,224	28,305
122	Processed - Food and beverages mainly for hhold consumption - cons goods	152,038,769	29,185,232	161,893,165	25,392,275
2..	Industrial supplies not elsewhere specified	261,550,337	8,068,990	283,953,334	5,242,073
21	Primary - Industrial Supplies nes - intermediate goods	9,541,613	611,498	9,830,380	424,919
22	Processed - Industrial Supplies nes - intermediate goods	252,008,724	7,457,492	274,122,954	4,817,154
3..	Fuels and lubricants	66,688,761	3,950	78,874,158	9,665
31	Primary - Fuels and Lubricants - intermediate goods	90,812	625	107,630	0
321	Processed - Fuels and Lubricants - Motor spirit - inter goods	11,945	0	11,722,827	0
322	Processed - Fuels and Lubricants - Other - inter goods	66,586,004	3,325	67,043,701	9,665
4..	Capital goods (except transport equipment), parts and accessories thereof	102,700,316	4,918,954	157,539,256	6,847,015
41	Capital Goods (except transport equipment)	80,360,369	718,881	123,000,770	522,839
42	Capital Goods - Parts and accessories - inter goods	22,339,947	4,200,073	34,538,486	6,324,176
5..	Transport equipment and parts and accessories thereof	58,027,780	285,684	73,407,387	35,234
51	Passenger motor cars	18,447,435	14,000	26,653,071	0
521	Other Transport equipment for industrial use - Capital good	17,110,184	0	23,330,531	25,000
522	Other Transport equipment for Non-industrial use - Cons good	5,753,134	0	4,747,035	100
53	Parts and Accessories of Transport equipment - Inter good	16,717,027	271,684	18,676,750	10,134
6..	Consumer goods not elsewhere specified	134,246,769	13,602,955	164,387,618	10,918,854
61	Consumer goods nes - Durable	30,617,972	611,787	42,687,105	178,609
62	Consumer goods nes - Semi-Durable	40,473,881	11,146,399	53,222,671	9,572,154
63	Consumer goods nes - Non-Durable	63,154,916	1,844,769	68,477,842	1,168,091
7..	Goods nes - Durable	263,348	15,990	277,221	544,180
		263,348	15,990	277,221	544,180
TOTAL		832,545,921	100,959,753	976,651,072	110,687,779

VALUE OF IMPORTS AND DOMESTIC EXPORTS 2002
ANALYSIS BY DIVISION, GROUPS AND SUBGROUPS BROAD ECONOMIC CATEGORIES

Table 8

BROAD ECONOMIC CATEGORIES		Imports 2002 (\$EC)	Domestic Exports 2002 (\$EC)
1..	Food and beverages	191,238,839	81,702,423
111	Primary - Food and beverages mainly for industry - intermediate goods	3,946,407	133,811
112	Primary - Food and beverages mainly for hhold consumption - cons goods	23,753,138	56,460,404
121	Processed - Food and beverages mainly for industry - intermediate goods	18,396,518	56,678
122	Processed - Food and beverages mainly for hhold consumption - cons goods	145,142,776	25,051,530
2..	Industrial supplies not elsewhere specified	246,494,677	11,704,929
21	Primary - Industrial Supplies nes - intermediate goods	9,392,644	494,793
22	Processed - Industrial Supplies nes - intermediate goods	237,102,033	11,210,136
3..	Fuels and lubricants	45,039,447	614
31	Primary - Fuels and Lubricants - intermediate goods	84,143	0
321	Processed - Fuels and Lubricants - Motor spirit - inter goods	429,367	0
322	Processed - Fuels and Lubricants - Other - inter goods	44,525,937	614
4..	Capital goods (except transport equipment), parts and accessories thereof	139,556,017	5,851,328
41	Capital Goods (except transport equipment)	115,590,356	1,988,472
42	Capital Goods - Parts and accessories - inter goods	23,965,661	3,862,856
5..	Transport equipment and parts and accessories thereof	54,973,728	2,356,042
51	Passenger motor cars	18,481,914	262,607
521	Other Transport equipment for industrial use - Capital good	16,470,033	52,000
522	Other Transport equipment for Non-industrial use - Cons good	4,628,234	173,150
53	Parts and Accessories of Transport equipment - Inter good	15,393,547	1,868,285
6..	Consumer goods not elsewhere specified	168,872,433	8,788,562
61	Consumer goods nes - Durable	56,134,826	904,482
62	Consumer goods nes - Semi-Durable	45,309,175	5,543,788
63	Consumer goods nes - Non-Durable	67,428,432	2,340,292
7..	Goods nes - Durable	218,408	19,164
		218,408	19,164
TOTAL		846,393,549	110,423,062

**VALUE OF IMPORTS AND DOMESTIC EXPORTS
ANALYSIS BY SECTION AND DIVISION S.I.T.C (R3)**

Table 9

SECTION AND DIVISION		Imports 2002 (\$EC)	Domestic Exports 2002 (\$EC)
0	FOOD & LIVE ANIMALS	169,013,444	58,377,562
0	LIVE ANIMALS CHIEFLY FOR FOOD	615,381	1,250
1	MEAT AND MEAT PREPARATIONS	39,269,391	255
2	DAIRY PRODUCTS AND BIRDS' EGGS	22,852,544	273
3	FISH, CRUSTACEANS AND MOLLUSCS AND PREPARATIONS THEREOF	11,398,183	252,392
4	CEREALS AND CEREAL PREPARATIONS	31,168,061	123,034
5	VEGETABLES AND FRUIT	26,222,106	55,278,858
6	SUGAR, SUGAR PREPARATIONS AND HONEY	9,158,172	2,342
7	COFFEE, TEA, COCOA, SPICES AND MANUFACTURES THEREOF	4,445,485	1,278,677
8	FEEDING STUFF FOR ANIMALS (NOT INCLUDING UNMILLED CEREALS)	4,640,698	0
9	MISCELLANEOUS EDIBLE PRODUCTS AND PREPARATIONS THEREOF	19,243,423	1,440,481
1	BEVERAGES AND TOBACCO	31,603,177	23,290,460
11	BEVERAGES	25,890,813	23,290,460
12	TOBACCO AND TOBACCO MANUFACTURES	5,712,364	0
2	CRUDE MATERIALS, INEDIBLE, EXCEPT FUELS	21,563,486	498,473
21	HIDES, SKINS AND FURSKINS, RAW	2,333	0
22	OIL SEEDS AND OLEAGINOUS FRUITS	288,675	2,273
23	NATURAL RUBBER... AND SIMILAR GUMS, IN PRIMARY FORMS OR IN PL	11,388	0
24	CORK AND WOOD	12,573,081	1,329
25	PULP AND WASTE PAPER	0	260,040
26	TEXTILE FIBRES (OTHER THAN WOOL TOPS) NOT MANUFACTURED INTO Y	3,448,405	6,700
27	CRUDE FERTILIZERS AND CRUDE MINERALS(EXCL.COAL,PETROLEUM & PR	4,371,531	159,145
28	METALLIFEROUS ORES AND METAL SCRAP	1,174	0
29	CRUDE ANIMAL AND VEGETABLE MATERIALS, N.E.S.	866,899	68,986
3	MINERAL FUELS,LUBRICANTS AND RELATED MATERIALS	83,752,726	5
32	COAL, COKE AND BRIQUETTES	77,127	0
33	PETROLEUM, PETROLEUM PRODUCTS AND RELATED MATERIALS	74,786,247	5
34	GAS, NATURAL AND MANUFACTURED	8,889,352	0

Table 9 (cont'd)

SECTION AND DIVISION		Imports 2002 (\$EC)	Domestic Exports 2002 (\$EC)
4	ANIMAL AND VEGETABLE OILS, FATS AND WAXES	946,502	133,162
41	ANIMAL OILS AND FATS	781	0
42	FIXED VEGETABLE FATS AND OILS, CRUDE, REFINED OR FRACTIONATED	825,185	133,162
43	ANIMAL/VEGETABLE FATS AND OILS, PROCESSED; WAXES OF ANIMAL OR V	120,536	0
5	CHEMICALS AND RELATED PRODUCTS, N.E.S.	70,640,054	988,167
51	ORGANIC CHEMICALS	776,964	853
52	INORGANIC CHEMICALS	2,273,415	7,250
53	DYEING, TANNING AND COLOURING MATERIALS	10,236,421	69,157
54	MEDICINAL AND PHARMACEUTICAL PRODUCTS	10,006,158	31,119
55	ESSENTIAL OILS AND PERFUME MATERIALS; TOILET AND CLEANSING PR	20,733,888	136,815
56	FERTILIZERS (OTHER THAN THOSE OF GROUP 272)	3,187,503	335
57	PLASTICS IN PRIMARY FORMS	3,548,031	5,434
58	PLASTICS IN NON-PRIMARY FORMS	8,982,179	3,746
59	CHEMICAL MATERIALS AND PRODUCTS, N.E.S.	10,895,495	733,458
6	MANUFACTURED GOODS CLASSIFIED CHIEFLY BY MATERIAL	141,241,307	10,695,332
61	LEATHER, LEATHER MANUFACTURES, NES., AND DRESSED FURSKINS	115,808	0
62	RUBBER MANUFACTURES, N.E.S.	7,821,299	2,446
63	CORK AND WOOD MANUFACTURES (EXCLUDING FURNITURE)	12,575,953	1,575
64	PAPER, PAPERBOARD, AND ARTICLES OF PAPER PULP, OF PAPER OR OF	30,500,658	10,243,646
65	TEXTILE YARN, FABRICS, MADE-UP ARTICLES, N.E.S., AND RELATED P	16,238,445	195,346
66	NON-METALLIC MINERAL MANUFACTURES, N.E.S.	28,141,043	59,700
67	IRON AND STEEL	11,839,986	27,185
68	NON-FERROUS METALS	2,194,652	272
69	MANUFACTURES OF METALS, N.E.S.	31,813,463	165,162

Table 9 (cont'd)

SECTION AND DIVISION		Imports 2002 (\$EC)	Domestic Exports 2002 (\$EC)
7	MACHINERY AND TRANSPORT EQUIPMENT	195,107,441	8,010,372
71	POWER GENERATING MACHINERY AND EQUIPMENT	6,104,371	1,620,418
72	MACHINERY SPECIALIZED FOR PARTICULAR INDUSTRIES	13,823,022	255,235
73	METAL WORKING MACHINERY	1,112,758	0
74	GENERAL INDUSTRIAL MACHINERY AND EQUIPMENT, N.E.S., AND MACHIN	25,644,203	956,746
75	OFFICE MACHINES AND AUTOMATIC DATA PROCESSING MACHINES	19,868,731	244,237
76	TELECOMMUNICATIONS AND SOUND RECORDING, REPRODUCING APPARATUS	60,655,215	247,230
77	ELECTRICAL MACHINERY, APPARATUS AND APPLIANCES, NES, AND ELECTRI	24,605,575	3,930,248
78	ROAD VEHICLES (INCLUDING AIR-CUSHION VEHICLES)	39,647,433	468,027
79	OTHER TRANSPORT EQUIPMENT	3,646,133	288,231
8	MISCELLANEOUS MANUFACTURED ARTICLES	132,376,173	8,410,365
81	PREFABRICATED BUILDINGS; SANITARY, PLUMBING, HEATING... AND FITTI	6,982,139	2,690
82	FURNITURE AND PARTS THEREOF; BEDDING, MATTRESSES, ETC.	14,159,521	394,318
83	TRAVEL GOODS, HANDBAGS AND SIMILAR CONTAINERS	1,538,094	360,010
84	ARTICLES OF APPAREL AND CLOTHING ACCESSORIES	16,998,658	6,438,151
85	FOOTWEAR	9,352,848	272
87	PROFESSIONAL, SCIENTIFIC AND CONTROLLING INSTRUMENTS AND APPA	5,850,639	100,949
88	PHOTOGRAPHIC APPARATUS, EQUIPMENT AND SUPPLIES AND OPTICAL GO	13,236,976	317,618
89	MISCELLANEOUS MANUFACTURED ARTICLES, N.E.S.	64,257,298	796,357
9	COMMODITIES & TRANSACTIONS NOT CLASSIFIED ACCORDING TO KIND	149,239	19,164
91	POSTAL PACKAGES NOT CLASSIFIED ACCORDING TO KIND	138,673	19,164
93	SPECIAL TRANSACTIONS & COMMODITIES NOT CLASSIFIED ACCORDING T	6,700	0
96	COIN (OTHER THAN GOLD COIN), NOT BEING LEGAL TENDER	1,324	0
97	GOLD, NON-MONETARY (EXCLUDING GOLD ORES AND CONCENTRATES)	2,542	0
TOTAL		846,393,549	110,423,062

BALANCE OF TRADE 1992 -2000

Table 10

YEARS	IMPORTS	DOMESTIC EXPORTS	TRADE BALANCE
1992	827,114,088	309,592,708	-517,521,380
1993	810,500,847	285,792,564	-524,708,283
1994	817,115,701	223,735,342	-593,380,359
1995	827,341,749	253,054,206	-574,287,543
1996	846,138,647	208,369,080	-637,769,567
1997	897,029,821	152,932,051	-744,097,770
1998	905,117,477	161,763,646	-743,353,831
1999	963,257,409	140,317,579	-822,939,830
2000	979,059,918	110,687,779	-868,372,139
TOTAL	7,872,675,657	1,846,244,955	-6,026,430,702

Table 10a

YEARS	IMPORTS	TOTAL EXPORTS	TRADE BALANCE
1992	827,114,088	334,843,474	-492,270,614
1993	810,500,847	322,974,225	-487,526,622
1994	817,115,701	254,759,217	-562,356,484
1995	827,341,749	294,107,381	-533,234,368
1996	846,138,647	214,786,182	-631,352,465
1997	897,029,821	165,376,999	-731,652,822
1998	905,117,477	166,662,769	-738,454,708
1999	963,257,409	150,380,378	-812,877,031
2000	979,059,918	121,880,270	-857,179,648
TOTAL	7,872,675,657	2,025,770,895	-5,846,904,762

N.B. Data coverage for 1992-2000 is under the Special Trade System. Whereas data coverage for 2001-2002 is under the General Trade System

BALANCE OF TRADE 2001-2002

Table 11

YEARS	IMPORTS	DOMESTIC EXPORTS	TRADE BALANCE
2001	690,855,433	68,196,865	-622,658,568
2002	850,351,830	110,558,586	-739,793,244
TOTAL	1,541,207,263	178,755,451	-1,362,451,812

Table 11a

YEARS	IMPORTS	DOMESTIC EXPORTS	TRADE BALANCE
2001	690,855,433	112,646,463	-578,208,970
2002	850,351,830	162,209,723	-688,142,107
TOTAL	1,541,207,263	274,856,186	-1,266,351,077

N.B. Data coverage for 1992-2000 is under the Special Trade System. Whereas data coverage for 2001-2002 is under the General Trade System